

AUG/SEPT 200 PAGES

WRITING CENTER

COLOR & BLACKLINE

WRITING center



NUMBERED
SIGHT WORDS

a
about
all
am
an
are
as
at
be
been
but
by
can
can

MAKE A LIST

words correctly

use colors that make sense

LABEL THE PICTURES

spell words correctly

print neatly

use colors that make sense

ABC ORDER

spell words correctly

print neatly

use colors that make sense

WRITE A LETTER

use finger spaces

use capital letters

use punctuation

sound out words

print neatly

use colors that make sense

WRITE A SENTENCE

use finger spaces

use capital letters

use punctuation

sound out words

print neatly

use colors that make sense

WRITE A STORY

include characters and a setting

use finger spaces

use capital letters

use punctuation

sound out words

print neatly

use colors that make sense

THANK YOU!

THANKS SO MUCH FOR YOUR PURCHASE!



let's connect



EARLY ELEMENTARY RESOURCES

Leaving reviews earns you cash credit on TPT. Additionally, reviews give me new ideas and help me make my products better. Click [HERE](#) to leave a review!

All new products are 50% off for the first 48 hours. Click [HERE](#) to follow me on TPT for the latest updates!

TERMS OF USE

THANKS SO MUCH FOR YOUR PURCHASE!

2023 Erin Coley (Early Elementary Resources). All rights reserved by author. This product is to be used by the original purchaser only. Copying for more than one teacher or classroom, or for an entire department, school, or school system is prohibited. This product may not be distributed or displayed digitally for public view, uploaded to school or district websites, distributed via e-mail, or submitted to file sharing sites such as Amazon Inspire. Failure to comply is a copyright infringement and a violation of the Digital Millennium Copyright Act (DCMA). Intended for single use or personal use only. If you would like to obtain a multiple user license, please visit my TPT store. You may feature pictures of this activity on your blog or website, but please link back to my Teachers Pay Teachers store.

YOU MAY

- Use this product for your own personal use and the students in your classroom.
- Share FREE resources with other teachers on your team or in your building.
- Share this product on a SECURED website (meaning a parent or student login) to your students only.
- Reference this product at a conference, professional development workshop, or in blog posts as long as credit is given with either a reference to my store or linking back to the product.

YOU MAY NOT

- Post this resource for sale or for free anywhere on the internet.
- Make copies of this item to share with anyone else (including your teaching team) without proper licensing. This is in violation of copyright law.
- Post this item on a public drive (such as your school's public drive).
- Claim this work as your own. You may not remove the copyright or alter this file in any way. You may not sell this product.

PRODUCTS YOU'LL LOVE

SILLY SENTENCES WRITING STATION

SILLY SENTENCES
Match the cards to the boxes below to create your own silly sentence.

 The flamingo	 went skydiving	 during a blizzard.
who	what	where

DIFFERENTIATED COLOR & BLACKLINE

MY SILLY SENTENCES

Name: _____

1 _____

2 _____

3 _____

4 _____


5 _____

MYSTERY SENTENCES YEAR LONG BUNDLE

MYSTERY SENTENCES

Name: Evie

Directions: Write the beginning sound underneath each picture. Then read the sentence to crack the mystery!



i like to go to lunch.

120 SENTENCES

ALPHABET SEQUENCING

ABC LETTER MATCH

Name: Jo

Directions: Color in the lowercase letter that matches the uppercase letter.

F	G
l s f g d u	
I	W
k i t n w r	
U	D
u v x b p d	
L	Z
o e	

MISSING LETTERS

Name: Anna

Directions: Fill in each missing letter in the space.

1 m n o 6 h i l

2 o p q 7 b c d

NO PREP PRINTABLES

Created by ERIN COLEY

SIGHT WORD INTERVENTION

ROADRUNNER

Pete Goes

Pete loves to go to school. He takes his backpack to school. He takes his books to school. He takes his pencils to school. What do you take to school?

little
little
is
are
little

SET 1 BUNDLE

Created by ERIN COLEY

FREEBIES!

WORD MAPPING PHONEMIC AWARENESS

Created by ERIN COLEY

6 SPRING ACTIVITIES

FOR K-1

READING & MATH STATION SIGNS

CLICK ON THE
IMAGES TO
GET EACH
FREEBIE!

MATH GAMES

Created by ERIN COLEY

READ WITH TEACHER

12 CENTER
POSTERS

LETTER S SORT AND PASTE

Letter Cc SORT AND PASTE

Sort and paste the words that begin with...

NO PREP

NUMBER SENSE AND PASTE

Number Sense SORT AND PASTE


Name: Kate

NO PREP
NUMBERS 1-10

Created by ERIN COLEY

ABOUT THIS PRODUCT

Hey there! I am so happy that you are here! Whether you are an experienced writing center aficionado or a newbie, I hope that you find this writing center setup helpful, easy-to-implement, and engaging for your students. Over the next few pages, you will find some different suggestions of use and the lowdown on what's included. If you have any questions, please reach out to me at erin@earlyelementaryresources.com. Have a wonderful day!



Erin Coley

WWW.EARLYELEMENTARYRESOURCES.COM

GET STARTED

WRITING center



MAKE A LIST

- spell words correctly
- print neatly
- use colors that make sense

LABEL THE PICTURES

- spell words correctly
- print neatly
- use colors that make sense

ABC ORDER

- spell words correctly
- print neatly
- use colors that make sense

WRITE A LETTER

- use finger spaces
- use capital letters
- use punctuation
- sound out words
- print neatly
- use colors that make sense

WRITE A SENTENCE

- use finger spaces
- use capital letters
- use punctuation
- sound out words
- print neatly
- use colors that make sense








WRITE A STORY













- include characters and a setting
- use finger spaces
- use capital letters
- use punctuation
- sound out words
- print neatly
- use colors that make sense

Find an area in your classroom to use as a dedicated writing space for your students. If you'd like, create a bulletin board with the tools in this resource. I have included bulletin board letters and colorful activity posters that contain a writer's checklist for each activity. I highly recommend laminating these if possible, so you can use year after year! Any item that comes in color also comes in blackline - so choose which best suits your printing needs. You can easily make this center NO PREP - read on to find out how!

VOCABULARY

COMMUNITY HELPER WORDS

 bus driver	 mechanic	 cashier
 lifeguard	 detective	 firefighter
 babysitter	 banker	 paramedic
 park ranger	 dentist	 teacher

BACK TO SCHOOL		teacher
		music
		school
		art
		gym
		friends
		recess
		hallway
		principal
		lunch
		library
		bus



Since this set is the Back-to-School Freebie, you'll find 12 back to school themed vocabulary words included. There are three different ways that you can display the focus vocabulary in your writing center.

1. Display the full-page vocabulary poster by stapling, pinning, or taping it to your wall or bulletin board.
2. Hole punch the 1/3 page strip and place on a key ring with bonus tools (see next page!) and then hang from a command hook. Make a few of these so several students can use them at once!
3. Hang a string with 12 clothespins across your bulletin board or wall space. Cut out the 12 vocabulary cards and hang them from the clothespins. Change them out each week with new vocabulary words.



BONUS TOOLS



NUMBER WORDS

0	zero	8	eight	16	sixteen
1	o				
2	th				
3	th				
4	fc				
5	fi				
6	s				
7	se				

COLOR WORDS

		
red	orange	yellow
		
green	blue	purple
		
pink	gray	black
		
brown	tan	white

SIGHT WORDS

a	down	is	other	to
about	each	it	out	two





FAMILY WORDS


		
mom	dad	sister
		
brother	baby	aunt
		
uncle	cousin	grandma
		
grandad	cat	dog

I have included a BONUS file which includes bulletin board letters as well as vocabulary resources for words students use often. These include posters of color words, number words, family words, and Fry's first 100 sight words. You can print and hang these as posters or hole punch the smaller version and place them on a keyring for students to easily use while they're writing.

CENTER #1

MAKE A LIST

- spell words correctly  cat
- print neatly  MOM
- use colors that make sense  






© ERIN COLEY




Students can make a list of vocabulary words and draw a picture to match. You'll find an option with primary handwriting lines and one with simple lines. You'll find a writer's checklist at the bottom of the page for students to refer back to.

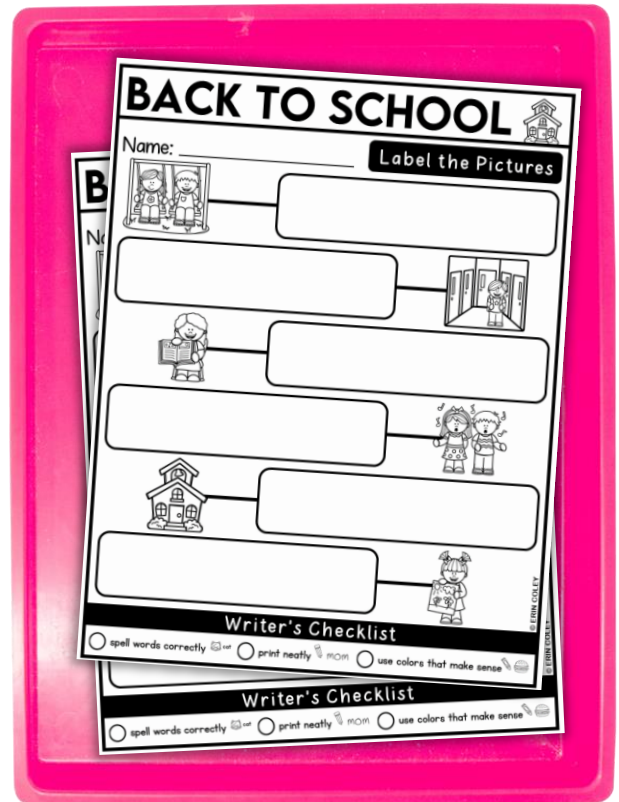
CENTER #2

LABEL THE PICTURES

- spell words correctly  cat
- print neatly  MOM
- use colors that make sense 



© ERIN COLEY







Students can label the pictures of the vocabulary words for the week. I have included two sets - each one has six images to label.

You'll also find an option with primary handwriting lines and one with empty space, making it easy for you to differentiate among your students.

CENTER #3

ABC ORDER

- spell words correctly  cat
- print neatly  MOM
- use colors that make sense  candy



© ERIN COLEY



Students can put the vocabulary words in alphabetical order using the ABC Order worksheets. I have included 6 word and 12 word options for you to choose from. Each one comes with primary handwriting lines and without.

CENTER #4

WRITE A LETTER

- use finger spaces I am happy!
- use capital letters My name is Sam.
- use punctuation ? !
- sound out words sun
- print neatly mom
- use colors that make sense



© ERIN COLEY





Students can make a card or write a letter with this letter writing center. You'll find a fun card for beginning writers and letter writing templates for students who need more of a challenge. I find that letter writing is one of students' most favorite activities!

CENTER #5

WRITE A SENTENCE

- use finger spaces I am happy!
- use capital letters My name is Sam.
- use punctuation ? !
- sound out words sun
- print neatly mom
- use colors that make sense



© ERIN COLEY



Students can write sentences using their vocabulary words with this writing sentences center. Students will write three sentences and illustrate each one. There is an option with primary handwriting lines and one with simple lines to choose from.


CENTER #6

WRITE A STORY

- include characters and a setting 🍌
- use finger spaces I . a m . h a p p y ! 👉 👈
- use capital letters M y n a m e i s S a m .
- use punctuation ? !
- sound out words ☀️ s u n
- print neatly 🖍️ m o m
- use colors that make sense 🍷 🍔



© ERIN COLEY







There are so many different options to choose from at the Write a Story center! I have included pages with vocabulary pictures and pages without. Additionally, you'll find a story sequence page, book making pages, and much more! Your students will love bringing their stories to life! Hot Tip: Do an Author's Chair Friday and let students share their stories!

WRITER'S CHECKLISTS

WRITER'S CHECKLIST





Make a List

- spell words correctly 
- print neatly  MOM
- use colors that make sense  

© ERIN COLEY

WRITER'S CHECKLIST





Make a List

- spell words correctly 
- print neatly  MOM
- use colors that make sense  

© ERIN COLEY

WRITER'S CHECKLIST









Make a List

- spell words correctly 
- print neatly  MOM
- use colors that make sense  

© ERIN COLEY

WRITER'S CHECKLIST









Write a Letter

- use finger spaces  I am happy!
- use capital letters  My name is Sam.
- use punctuation  
- sound out words  sun
- print neatly  MOM
- use colors that make sense  

© ERIN COLEY

WRITER'S CHECKLIST

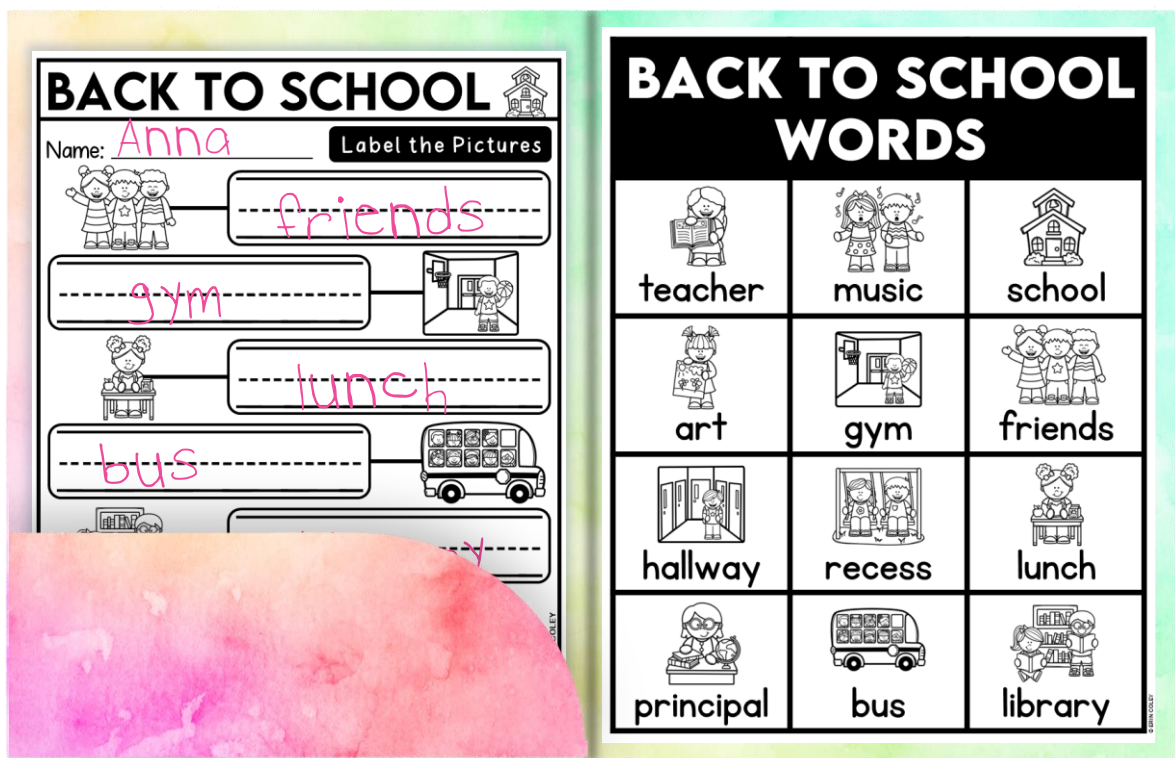
Write a Letter

- use finger spaces  I am happy!
- use capital letters  My name is Sam.
- use punctuation  
- sound out words  sun
- print neatly  MOM
- use colors that make sense  

© ERIN COLEY

You'll find writer's checklists at the bottom of many of the student pages, but I have left some of them without. I have also included separate checklists that can be printed out and kept at your writing center, handed out to students, or kept in students' writing folders. You'll find separate checklists for each center activity.

NEED NO PREP?




Do you need a no prep version of this writing center? The easiest way to save time is to print out the word list poster in blackline and have students keep it in their writing folders (or have a general designated writing folder for your writing center!). Students can keep whatever writing assignment you assign in their folder as well for easy access!

MAKE A LIST

spell words correctly  cat

print neatly  MOM




use colors that make sense  

BACK TO SCHOOL 
Make a List

Name: _____

<input type="checkbox"/>	_____
<input type="checkbox"/>	_____
<input type="checkbox"/>	_____
<input type="checkbox"/>	_____

Writer's Checklist

spell words correctly  print neatly  MOM use colors that make sense 


BACK TO SCHOOL 
Make a List

Name: _____

<input type="checkbox"/>	_____
<input type="checkbox"/>	_____
<input type="checkbox"/>	_____
<input type="checkbox"/>	_____
<input type="checkbox"/>	_____
<input type="checkbox"/>	_____
<input type="checkbox"/>	_____

Writer's Checklist

spell words correctly  print neatly  MOM use colors that make sense 





LABEL THE PICTURES

spell words correctly  cat

print neatly  MOM


use colors that make sense  





BACK TO SCHOOL 


Label the Pictures

Name: _____

 _____


 _____

 _____

 _____


Writer's Checklist


spell words correctly print neatly MOM


BACK TO SCHOOL 


Label the Pictures


Name: _____

 _____

 _____

 _____

 _____

 _____

Writer's Checklist


spell words correctly print neatly MOM use colors that make sense

ABC ORDER

spell words correctly  cat

print neatly  MOM

use colors that make sense  

BACK TO SCHOOL 
ABC Order

Name: _____

1 _____

2 _____

3 _____


4 _____

5 _____

6 _____

Writer's Checklist


spell words correctly print neatly MOM


BACK TO SCHOOL 
ABC Order

Name: _____







1	7
2	8
3	9
4	10
5	11
6	12


Writer's Checklist

spell words correctly print neatly MOM use colors that make sense 



WRITE A LETTER

- use finger spaces 
- use capital letters 
- use punctuation 
- sound out words  sun
- print neatly  MOM
- use colors that make sense 










Date: _____

Dear _____,



WRITE A SENTENCE








- use finger spaces 
- use capital letters 
- use punctuation 
- sound out words 
- print neatly 
- use colors that make sense 





Two overlapping worksheets titled "BACK TO SCHOOL Writing Sentences". Each worksheet has a "Name:" field, a box for a drawing, and a "Writer's Checklist" at the bottom. The checklist includes:

- use finger spaces - use capital letters - use punctuation
- sound out words
- print neatly
- use colors that make sense

WRITE A STORY

- include characters and a setting 
- use finger spaces I am happy! 
- use capital letters My name is Sam. 
- use punctuation ? ! 
- sound out words  sun
- print neatly  MOM
- use colors that make sense 




MAKE A LIST

spell words correctly  cat

print neatly  MOM



use colors that make sense  

BACK TO SCHOOL 
Make a List

Name: _____

<input type="checkbox"/>	_____
<input type="checkbox"/>	_____
<input type="checkbox"/>	_____
<input type="checkbox"/>	_____

Writer's Checklist

spell words correctly  print neatly  MOM


BACK TO SCHOOL 
Make a List

Name: _____

<input type="checkbox"/>	_____
<input type="checkbox"/>	_____
<input type="checkbox"/>	_____
<input type="checkbox"/>	_____
<input type="checkbox"/>	_____
<input type="checkbox"/>	_____
<input type="checkbox"/>	_____

Writer's Checklist

spell words correctly  print neatly  MOM use colors that make sense 





LABEL THE PICTURES

spell words correctly  cat


print neatly  MOM


use colors that make sense  





BACK TO SCHOOL 
Label the Pictures

Name: _____

 _____


 _____

 _____


 _____


Writer's Checklist


spell words correctly print neatly MOM


BACK TO SCHOOL 
Label the Pictures


Name: _____


 _____

 _____


 _____

 _____

 _____

 _____

Writer's Checklist


spell words correctly print neatly MOM use colors that make sense 

ABC ORDER

spell words correctly  cat

print neatly  MOM

use colors that make sense  

BACK TO SCHOOL 
ABC Order

Name: _____

1 _____

2 _____

3 _____


4 _____

5 _____

6 _____

Writer's Checklist


spell words correctly print neatly MOM


BACK TO SCHOOL 
ABC Order

Name: _____

1	7
2	8
3	9
4	10
5	11
6	12


Writer's Checklist

spell words correctly print neatly MOM use colors that make sense 



WRITE A LETTER

- use finger spaces I am happy!
- use capital letters My name is Sam.
- use punctuation ? !
- sound out words sun
- print neatly MOM
- use colors that make sense


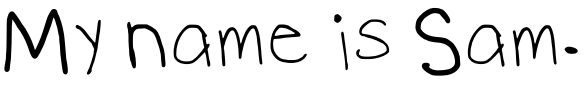







Date: _____


Dear _____,








WRITE A SENTENCE

- use finger spaces 
- use capital letters 
- use punctuation 
- sound out words 
- print neatly 
- use colors that make sense 










BACK TO SCHOOL 
Writing Sentences
Name: _____

Writer's Checklist

- use finger spaces 
- use capital letters 
- use punctuation 
- sound out words 
- print neatly 
- use colors that make sense 





WRITE A STORY

- include characters and a setting 
- use finger spaces I am happy! 
- use capital letters My name is Sam.
- use punctuation ? !
- sound out words  sun
- print neatly  MOM
- use colors that make sense  



WRITER'S CHECKLIST





Make a List

- spell words correctly  cat
- print neatly  MOM
- use colors that make sense  

© ERIN COLEY

WRITER'S CHECKLIST





Make a List

- spell words correctly  cat
- print neatly  MOM
- use colors that make sense  

© ERIN COLEY

WRITER'S CHECKLIST





Make a List

- spell words correctly  cat
- print neatly  MOM
- use colors that make sense  

© ERIN COLEY

WRITER'S CHECKLIST





Label the Picture

- spell words correctly  cat
- print neatly  MOM
- use colors that make sense  

© ERIN COLEY

WRITER'S CHECKLIST





Label the Picture

- spell words correctly  cat
- print neatly  MOM
- use colors that make sense  

© ERIN COLEY

WRITER'S CHECKLIST





Label the Picture

- spell words correctly  cat
- print neatly  MOM
- use colors that make sense  

© ERIN COLEY

WRITER'S CHECKLIST





ABC Order

- spell words correctly  cat
- print neatly  MOM
- use colors that make sense  

© ERIN COLEY

WRITER'S CHECKLIST





ABC Order

- spell words correctly  cat
- print neatly  MOM
- use colors that make sense  

© ERIN COLEY

WRITER'S CHECKLIST

ABC Order

- spell words correctly  cat
- print neatly  MOM
- use colors that make sense  

© ERIN COLEY

WRITER'S CHECKLIST

Write a Letter

- use finger spaces I am happy!
- use capital letters My name is Sam.
- use punctuation ? !
- sound out words sun
- print neatly MOM
- use colors that make sense

© ERIN COLEY

WRITER'S CHECKLIST

Write a Letter

- use finger spaces I am happy!
- use capital letters My name is Sam.
- use punctuation ? !
- sound out words sun
- print neatly MOM
- use colors that make sense

© ERIN COLEY

WRITER'S CHECKLIST

Write a Sentence

- use finger spaces I am happy!
- use capital letters My name is Sam.
- use punctuation ? !
- sound out words sun
- print neatly MOM
- use colors that make sense

© ERIN COLEY

WRITER'S CHECKLIST







Write a Sentence

- use finger spaces I am happy!
- use capital letters My name is Sam.
- use punctuation ? !
- sound out words sun
- print neatly MOM
- use colors that make sense

© ERIN COLEY

WRITER'S CHECKLIST







Write a Story

- include characters and a setting 
- use finger spaces I am happy! 
- use capital letters My name is Sam.
- use punctuation ? ! 
- sound out words  sun
- print neatly  MOM
- use colors that make sense 

© ERIN COLEY

WRITER'S CHECKLIST

Write a Story

- include characters and a setting 
- use finger spaces I am happy! 
- use capital letters My name is Sam.
- use punctuation ? ! 
- sound out words  sun
- print neatly  MOM
- use colors that make sense 

© ERIN COLEY

BACK TO SCHOOL WORDS



teacher



music



school



art



gym



friends



hallway



recess



lunch



principal



bus



library

BACK TO SCHOOL WORDS



teacher




music



school



art




gym



friends



hallway



recess




lunch



principal



bus



library



teacher



music



school



art



gym



friends




recess



hallway



principal




lunch



library



bus



teacher




music




school




art



gym




friends



recess




hallway



principal



lunch



library



bus

BACK TO SCHOOL



teacher



music



school



art



gym



friends



recess



hallway



principal



lunch



library



bus

BACK TO SCHOOL



teacher



music



school



art



gym



friends



recess



hallway



principal



lunch



library



bus

BACK TO SCHOOL



teacher



music



school



art



gym



friends



recess



hallway



principal



lunch



library



bus

BACK TO SCHOOL



teacher



music



school




art



gym



friends



recess



hallway



principal



lunch



library



bus

BACK TO SCHOOL



teacher



music



school




art



gym



friends



recess



hallway



principal



lunch



library



bus

BACK TO SCHOOL



teacher



music



school



art



gym



friends



recess



hallway



principal



lunch



library



bus

BACK TO SCHOOL



Name: _____

Make a List

© ERIN COLEY

Writer's Checklist

- spell words correctly  cat
- print neatly  mom
- use colors that make sense  

BACK TO SCHOOL



Name: _____

Make a List

© ERIN COLEY

Writer's Checklist

- spell words correctly  cat
- print neatly  mom
- use colors that make sense  

BACK TO SCHOOL



Name: _____

Make a List

© ERIN COLEY

Writer's Checklist

- spell words correctly  cat
- print neatly  mom
- use colors that make sense  

BACK TO SCHOOL



Name: _____

Make a List

Writer's Checklist


- spell words correctly  cat
- print neatly  mom
- use colors that make sense  

BACK TO SCHOOL



Name: _____

Label the Pictures









Writer's Checklist


- spell words correctly  cat print neatly  mom use colors that make sense 

BACK TO SCHOOL



Name: _____

Label the Pictures



Blank label box for the swing set illustration.

Blank label box for the hallway illustration.



Blank label box for the reading child illustration.

Blank label box for the singing children illustration.



Blank label box for the schoolhouse illustration.

Blank label box for the child painting illustration.



Writer's Checklist

- spell words correctly  cat
- print neatly  mom
- use colors that make sense 

BACK TO SCHOOL



Name: _____

Label the Pictures




Blank writing area with a dashed midline for labeling the children.

Blank writing area with a dashed midline for labeling the gymnasium.



Blank writing area with a dashed midline for labeling the lunch table.

Blank writing area with a dashed midline for labeling the school bus.



Blank writing area with a dashed midline for labeling the library.

Blank writing area with a dashed midline for labeling the classroom.



Writer's Checklist

- spell words correctly  cat
- print neatly  mom
- use colors that make sense 

BACK TO SCHOOL



Name: _____

Label the Pictures



Blank label box for the children illustration.

Blank label box for the gymnasium illustration.



Blank label box for the child at the table illustration.

Blank label box for the school bus illustration.



Blank label box for the library illustration.

Blank label box for the teacher at a desk illustration.



Writer's Checklist

- spell words correctly  cat
- print neatly  mom
- use colors that make sense 

BACK TO SCHOOL



Name: _____

ABC Order

1

Handwriting practice lines for the number 1, consisting of a solid top line, a dashed middle line, and a solid bottom line.

2

Handwriting practice lines for the number 2, consisting of a solid top line, a dashed middle line, and a solid bottom line.

3

Handwriting practice lines for the number 3, consisting of a solid top line, a dashed middle line, and a solid bottom line.

4

Handwriting practice lines for the number 4, consisting of a solid top line, a dashed middle line, and a solid bottom line.

5

Handwriting practice lines for the number 5, consisting of a solid top line, a dashed middle line, and a solid bottom line.

6

Handwriting practice lines for the number 6, consisting of a solid top line, a dashed middle line, and a solid bottom line.

© ERIN COLEY

Writer's Checklist

- spell words correctly  cat
- print neatly  mom
- use colors that make sense  

BACK TO SCHOOL



Name: _____

ABC Order

1

2

3

4

5

6

© ERIN COLEY

Writer's Checklist

- spell words correctly  cat print neatly  mom use colors that make sense  

BACK TO SCHOOL



Name: _____

ABC Order

1

7

2

8

3

9

4

10

5

11

6

12

© ERIN COLEY

Writer's Checklist

- spell words correctly  cat
- print neatly  mom
- use colors that make sense  

BACK TO SCHOOL



Name: _____

ABC Order

1

7

2

8

3

9

4

10

5

11


6

12

© ERIN COLEY


Writer's Checklist

- spell words correctly  cat
- print neatly  mom
- use colors that make sense  



SCHOOL

DAYS



Date: _____

Dear _____,

Date: _____

Dear _____,





BACK TO SCHOOL




Name: _____

Writing Sentences







© ERIN COLEY

Writer's Checklist

- use finger spaces I am happy!
- use capital letters My name is Sam.
- use punctuation ? !
- sound out words sun
- print neatly MOM
- use colors that make sense

BACK TO SCHOOL



Name: _____

Writing Sentences

© ERIN COLEY

Writer's Checklist

- use finger spaces I am happy!
- use capital letters My name is Sam.
- use punctuation ? !
- sound out words sun
- print neatly MOM
- use colors that make sense

BACK TO SCHOOL



Name: _____

Write a Story



teacher



school



friends



principal



bus



hallway

Large rounded rectangular area for drawing a picture related to the story.

Handwriting practice lines consisting of solid top and bottom lines with a dashed middle line. There are eight sets of these lines for writing the story.

© ERIN COLEY

Writer's Checklist

- use finger spaces *I am happy!*
- use capital letters *My name is Sam.*
- use punctuation *? !*
- include characters and a setting
- sound out words sun
- print neatly MOM
- use colors that make sense

BACK TO SCHOOL



Name: _____

Write a Story



teacher



school



friends



principal



bus



hallway

Large rounded rectangular area for drawing or illustration.

Seven horizontal lines for writing the story.

© ERIN COLEY

Writer's Checklist

- use finger spaces *I am happy!*
- use capital letters *My name is Sam.*
- use punctuation *? !*
- include characters and a setting
- sound out words sun
- print neatly MOM
- use colors that make sense

BACK TO SCHOOL



Name: _____

Write a Story



teacher



school



friends




principal



bus



hallway



BACK TO SCHOOL



Name: _____

Write a Story



teacher



school



friends




principal



bus



hallway



BACK TO SCHOOL



Name: _____

Write a Story



lunch




recess



library



art



gym



music

Large rounded rectangular area for drawing a picture related to the story.

Handwriting practice lines consisting of solid top and bottom lines with a dashed middle line. There are six sets of these lines for writing the story.

© ERIN COLEY

Writer's Checklist

- use finger spaces *I am happy!*
- use capital letters *My name is Sam.*
- use punctuation *? !*
- include characters and a setting 
- sound out words  sun
- print neatly  MOM
- use colors that make sense  

BACK TO SCHOOL




Name: _____

Write a Story



lunch




recess



library



art



gym



music

Large rounded rectangular area for drawing a picture related to the story.

Five horizontal lines for writing the story.

© ERIN COLEY

Writer's Checklist

- use finger spaces *I am happy!*
- use capital letters *My name is Sam.*
- use punctuation *? !*
- include characters and a setting
- sound out words sun
- print neatly MOM
- use colors that make sense

BACK TO SCHOOL




Name: _____


Write a Story



lunch



recess



library




art



gym



music



BACK TO SCHOOL




Name: _____

Write a Story



lunch



recess



library



art



gym



music

BACK TO SCHOOL



Name: _____

Write a Story

Large rounded rectangular box for writing a story.

Four sets of primary writing lines, each consisting of a solid top line, a dashed middle line, and a solid bottom line.

© ERIN COLEY

Writer's Checklist

- use finger spaces *I am happy!*
- use capital letters *My name is Sam.*
- use punctuation *? !*
- include characters and a setting
- sound out words *sun*
- print neatly *MOM*
- use colors that make sense

BACK TO SCHOOL



Name: _____

Write a Story

Large rounded rectangular box for writing the story.

Four horizontal lines for writing the story.

© ERIN COLEY

Writer's Checklist

- use finger spaces *I am happy!*
- use capital letters *My name is Sam.*
- use punctuation *? !*
- include characters and a setting
- sound out words *sun*
- print neatly *MOM*
- use colors that make sense

BACK TO SCHOOL



Name: _____

Write a Story

A large, empty rounded rectangular box intended for writing a story.

Four sets of primary writing lines, each consisting of a solid top line, a dashed middle line, and a solid bottom line.

BACK TO SCHOOL



Name: _____

Write a Story

A large, empty rounded rectangular box intended for writing a story.

Seven horizontal lines provided for writing.

BACK TO SCHOOL



Name: _____

Write a Story

First

Next

Then

Last

BACK TO SCHOOL



Name: _____

Write a Story

First

Next

Then

Last

BACK TO SCHOOL



Name: _____

Write a Story

Handwriting practice area consisting of 10 sets of horizontal lines. Each set includes a solid top line, a dashed middle line, and a solid bottom line, providing a guide for letter height and placement.

BACK TO SCHOOL



Name: _____

Write a Story



A large, empty rounded rectangular box for writing.

Written By: _____




A large, empty rounded rectangular box for writing.

Written By: _____

A large rectangular box with a thick black border. The interior is mostly blank white space. In the lower portion, there are two sets of horizontal lines. Each set consists of a solid top line, a dashed midline, and a solid bottom line. The two sets are separated by a significant gap.


A second large rectangular box, identical in structure to the first one, with a thick black border and two sets of horizontal lines (solid top, dashed midline, solid bottom) in the lower portion.



SCHOOL SUPPLIES WORDS




folder



pouch




backpack



paint



ruler



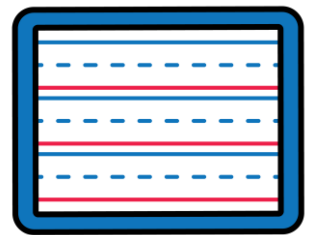
stapler



scissors



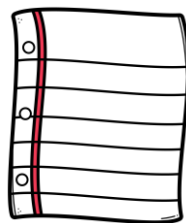
crayon



whiteboard



glue




paper




pencil

SCHOOL SUPPLIES WORDS



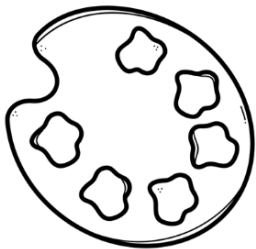
folder



pouch



backpack




paint




ruler



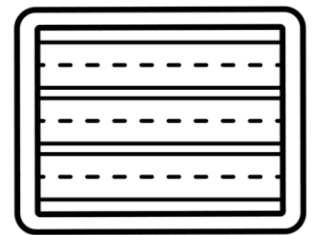
stapler



scissors



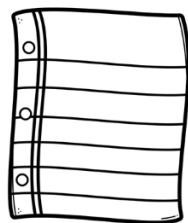
crayon




whiteboard




glue




paper




pencil




folder




pouch




backpack



paint



ruler



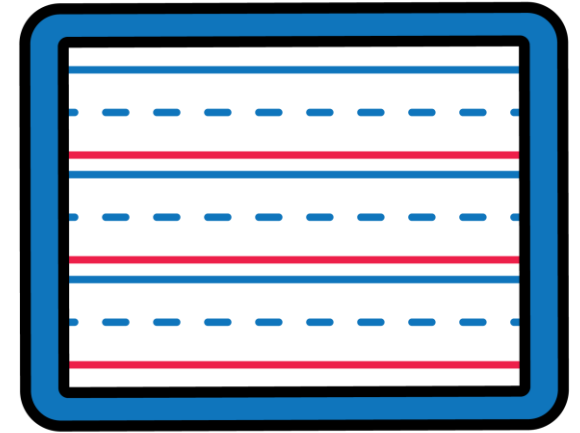
stapler



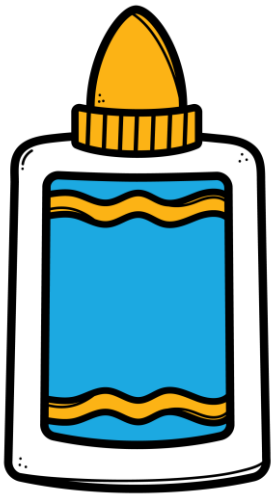
scissors



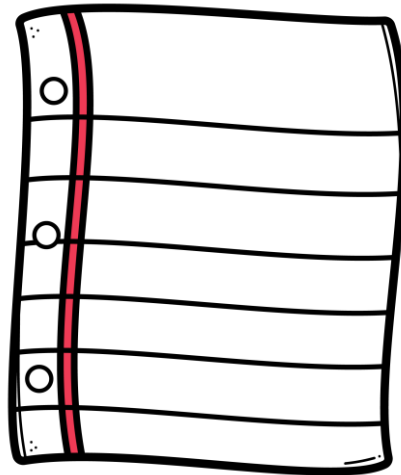
crayons



whiteboard




glue



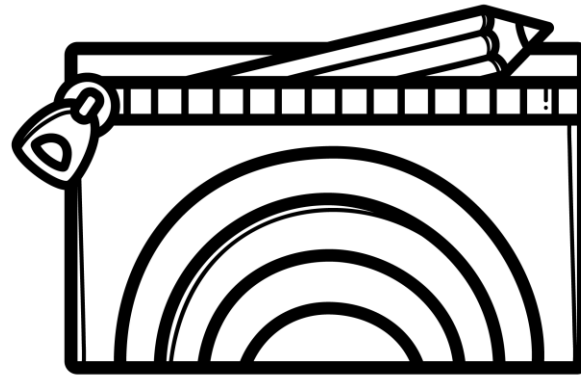
paper




pencil



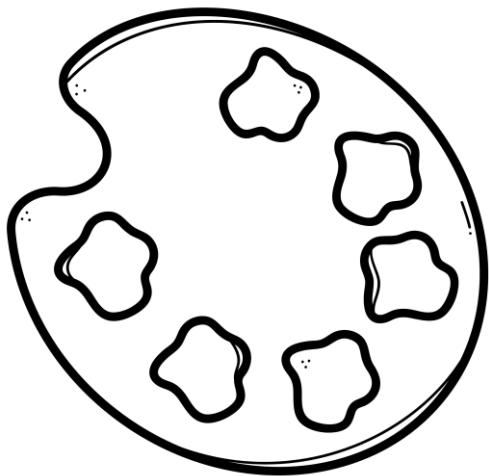
calculator




pouch



backpack




paint




ruler



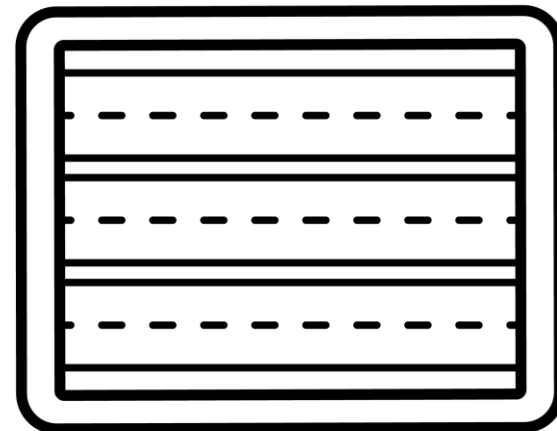
stapler



scissors



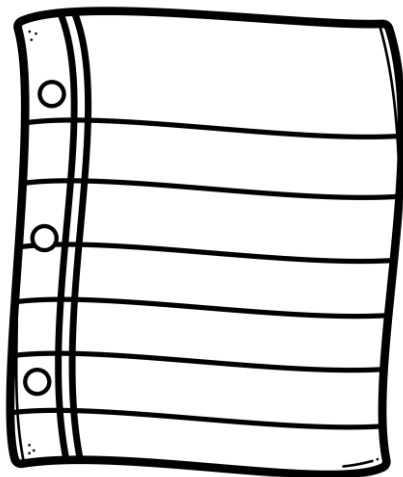
crayons



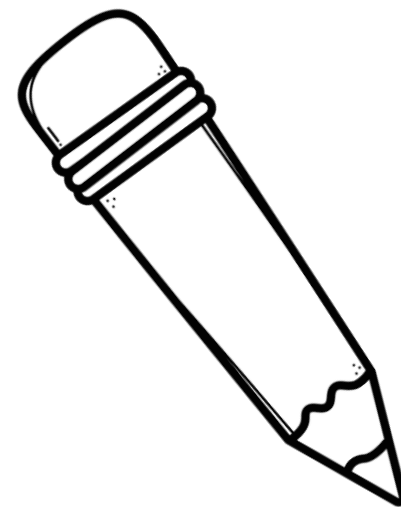
whiteboard



glue



paper

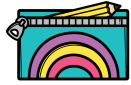


pencil

SCHOOL SUPPLIES



folder



pouch



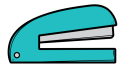
backpack



paint



ruler



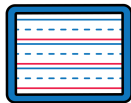
stapler



scissors



crayons



whiteboard



glue



paper



pencil



folder



pouch



backpack



paint



ruler



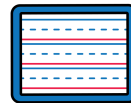
stapler



scissors




crayons



whiteboard



glue



paper



pencil

SCHOOL SUPPLIES



folder



pouch



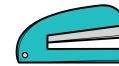
backpack



paint



ruler



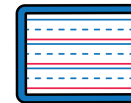
stapler



scissors




crayons



whiteboard



glue



paper




pencil

SCHOOL SUPPLIES



folder



pouch



backpack



paint



ruler



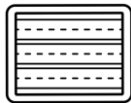
stapler



scissors



crayons



whiteboard



glue



paper



pencil

SCHOOL SUPPLIES



folder



pouch



backpack




paint



ruler



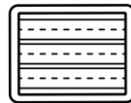
stapler



scissors



crayons



whiteboard



glue



paper



pencil

SCHOOL SUPPLIES



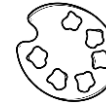
folder



pouch



backpack



paint



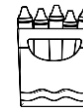
ruler



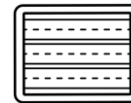
stapler



scissors



crayons



whiteboard



glue




paper



pencil

SCHOOL SUPPLIES



Name: _____


Make a List

© ERIN COLEY

Writer's Checklist

- spell words correctly  print neatly  use colors that make sense  

SCHOOL SUPPLIES




Name: _____

Make a List

Writer's Checklist

- spell words correctly  print neatly  use colors that make sense 

SCHOOL SUPPLIES



Name: _____


Make a List

© ERIN COLEY

Writer's Checklist

- spell words correctly  cat
- print neatly  mom
- use colors that make sense  

SCHOOL SUPPLIES




Name: _____

Make a List

Writer's Checklist


- spell words correctly  cat print neatly  mom use colors that make sense  

SCHOOL SUPPLIES



Name: _____

Label the Pictures



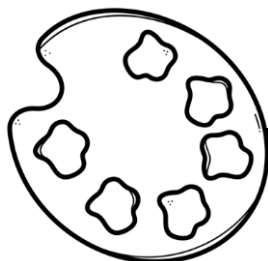
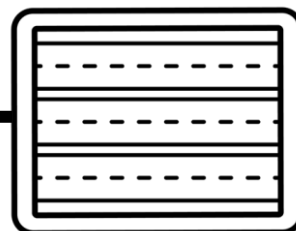
Blank writing area with a dashed midline for labeling the stack of papers.

Blank writing area with a dashed midline for labeling the scissors.




Blank writing area with a dashed midline for labeling the glue bottle.

Blank writing area with a dashed midline for labeling the notepad.



Blank writing area with a dashed midline for labeling the palette.


Blank writing area with a dashed midline for labeling the pencil.



Writer's Checklist


- spell words correctly  cat
- print neatly  mom
- use colors that make sense  

SCHOOL SUPPLIES



Name: _____

Label the Pictures



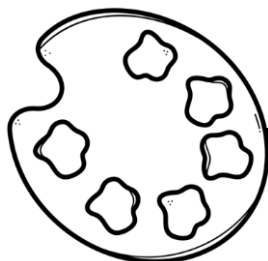
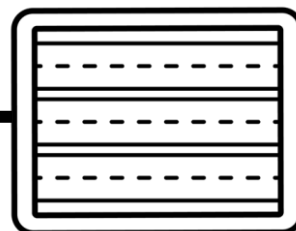
Blank label box for the stack of papers.

Blank label box for the scissors.




Blank label box for the glue bottle.

Blank label box for the notepad.



Blank label box for the paint palette.


Blank label box for the pencil.



Writer's Checklist


- spell words correctly  cat
- print neatly  mom
- use colors that make sense  



SCHOOL SUPPLIES

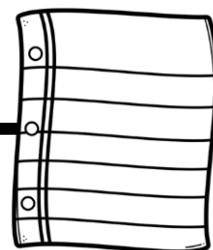


Name: _____

Label the Pictures










Writer's Checklist

- spell words correctly  cat print neatly  mom use colors that make sense  

SCHOOL SUPPLIES





Name: _____

Label the Pictures



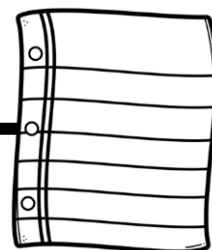
Blank label box for the backpack.

Blank label box for the pencil case.



Blank label box for the ruler.

Blank label box for the notebook.



Blank label box for the crayons.


Blank label box for the stapler.



Writer's Checklist

- spell words correctly  cat
- print neatly  mom
- use colors that make sense  

SCHOOL SUPPLIES



Name: _____

ABC Order

1

Handwriting practice lines for the number 1, consisting of a solid top line, a dashed middle line, and a solid bottom line.

2

Handwriting practice lines for the number 2, consisting of a solid top line, a dashed middle line, and a solid bottom line.

3

Handwriting practice lines for the number 3, consisting of a solid top line, a dashed middle line, and a solid bottom line.

4

Handwriting practice lines for the number 4, consisting of a solid top line, a dashed middle line, and a solid bottom line.

5

Handwriting practice lines for the number 5, consisting of a solid top line, a dashed middle line, and a solid bottom line.

6


Handwriting practice lines for the number 6, consisting of a solid top line, a dashed middle line, and a solid bottom line.

© ERIN COLEY

Writer's Checklist

- spell words correctly  cat
- print neatly  mom
- use colors that make sense  

SCHOOL SUPPLIES



Name: _____

ABC Order

1

2

3

4

5


6

© ERIN COLEY

Writer's Checklist

- spell words correctly  cat print neatly  mom use colors that make sense  

SCHOOL SUPPLIES



Name: _____

ABC Order

1

7

2

8

3

9

4

10

5

11

6


12

© ERIN COLEY

Writer's Checklist

- spell words correctly  cat print neatly  mom use colors that make sense  

SCHOOL SUPPLIES



Name: _____

ABC Order

1

7

2

8

3

9

4

10

5

11

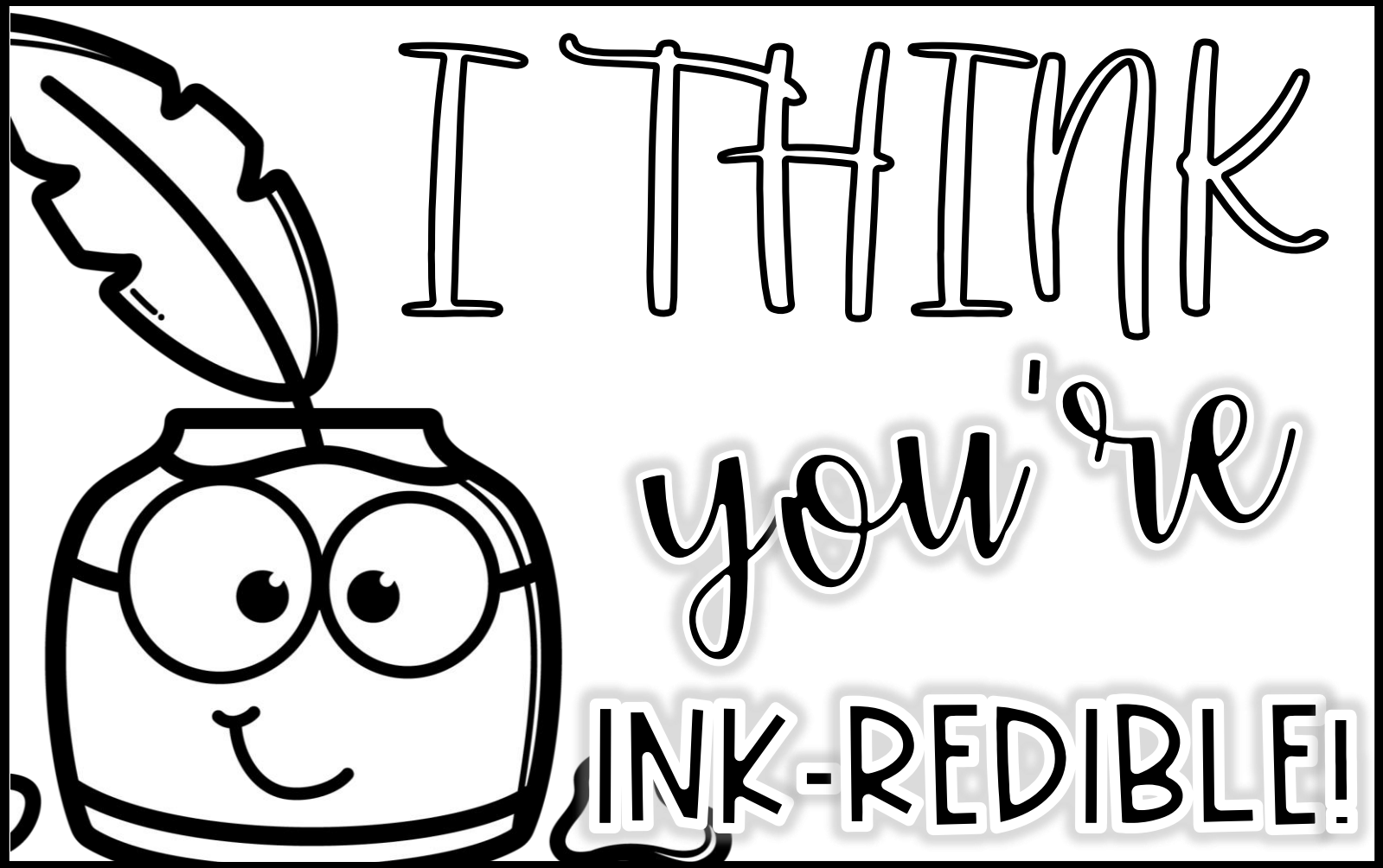
6

12

© ERIN COLEY

Writer's Checklist

- spell words correctly  cat print neatly  mom use colors that make sense  



I THINK

you're

INK-REDIBLE!



Date: _____


Dear _____,

Date: _____

Dear _____,





SCHOOL SUPPLIES




Name: _____

Writing Sentences








© ERIN COLEY

Writer's Checklist

- use finger spaces I am happy!
- use capital letters My name is Sam.
- use punctuation ? !
- sound out words sun
- print neatly MOM
- use colors that make sense

SCHOOL SUPPLIES



Name: _____

Writing Sentences


© ERIN COLEY

Writer's Checklist

- use finger spaces I am happy!
- use capital letters My name is Sam.
- use punctuation


- sound out words sun
- print neatly MOM
- use colors that make sense

SCHOOL SUPPLIES

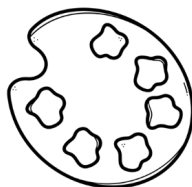


Name: _____

Write a Story



folder



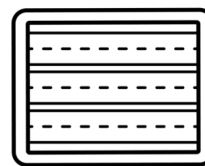
paint



scissors




glue



whiteboard



pencil




Handwriting practice lines consisting of solid top and bottom lines with a dashed middle line. There are five sets of these lines.

© ERIN COLEY

Writer's Checklist


- use finger spaces *I am happy!*
- use capital letters *My name is Sam.*
- use punctuation *? !*
- include characters and a setting
- sound out words sun
- print neatly MOM
- use colors that make sense

SCHOOL SUPPLIES




Name: _____

Write a Story



folder



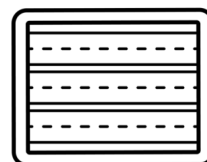
paint



scissors



glue



whiteboard




pencil

© ERIN COLEY

Writer's Checklist


- use finger spaces *I am happy!*
- use capital letters *My name is Sam.*
- use punctuation *? !*
- include characters and a setting
- sound out words sun
- print neatly MOM
- use colors that make sense

SCHOOL SUPPLIES



Name: _____


Write a Story



folder



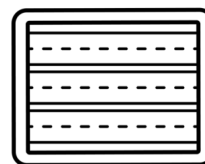
paint



scissors




glue



whiteboard




pencil



Handwriting practice lines consisting of solid top and bottom lines with a dashed middle line. There are four sets of these lines.


Handwriting practice lines consisting of solid top and bottom lines with a dashed middle line. There are four sets of these lines.

SCHOOL SUPPLIES

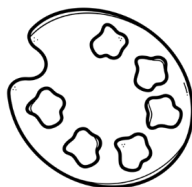


Name: _____

Write a Story



folder



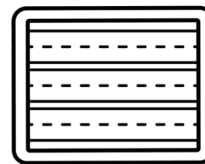
paint




scissors




glue




whiteboard



pencil



SCHOOL SUPPLIES



Name: _____

Write a Story




crayons




ruler



backpack




pouch



paper



stapler




Handwriting practice lines consisting of solid top and bottom lines with a dashed middle line. There are four sets of these lines.

© ERIN COLEY

Writer's Checklist

- use finger spaces *I am happy!*
- use capital letters *My name is Sam.*
- use punctuation *? !*
- include characters and a setting
- sound out words *sun*
- print neatly *MOM*
- use colors that make sense

SCHOOL SUPPLIES



Name: _____

Write a Story




crayons




ruler



backpack



pouch



paper




stapler

© ERIN COLEY

Writer's Checklist

- use finger spaces *I am happy!*
- use capital letters *My name is Sam.*
- use punctuation *? !*
- include characters and a setting
- sound out words sun
- print neatly MOM
- use colors that make sense

SCHOOL SUPPLIES




Name: _____

Write a Story




crayons




ruler



backpack




pouch



paper




stapler



Handwriting practice lines consisting of solid top and bottom lines with a dashed middle line. There are four sets of these lines.

Handwriting practice lines consisting of solid top and bottom lines with a dashed middle line. There are four sets of these lines.

SCHOOL SUPPLIES



Name: _____

Write a Story




crayons




ruler



backpack




pouch




paper



stapler



SCHOOL SUPPLIES



Name: _____

Write a Story

Large rounded rectangular box for writing the story.


Four sets of primary writing lines, each consisting of a solid top line, a dashed middle line, and a solid bottom line.

© ERIN COLEY

Writer's Checklist

- use finger spaces *I am happy!* 
- use capital letters *My name is Sam.*
- use punctuation *? !*
- include characters and a setting 
- sound out words *sun* 
- print neatly *MOM* 
- use colors that make sense  

SCHOOL SUPPLIES



Name: _____





Write a Story

Large rounded rectangular box for writing the story.


Four horizontal lines for writing the story.

© ERIN COLEY

Writer's Checklist

- use finger spaces *I am happy!*
- use capital letters *My name is Sam.*
- use punctuation *? !*
- include characters and a setting 
- sound out words  sun
- print neatly  MOM
- use colors that make sense  

SCHOOL SUPPLIES




Name: _____

Write a Story

A large, empty rounded rectangular box intended for drawing or writing a story.

Four sets of primary writing lines, each consisting of a solid top line, a dashed middle line, and a solid bottom line.

SCHOOL SUPPLIES



Name: _____

Write a Story

A large, empty rounded rectangular box intended for writing a story.

Five horizontal lines for writing.

SCHOOL SUPPLIES



Name: _____

Write a Story


First

Next

Then

Last

SCHOOL SUPPLIES



Name: _____

Write a Story


First

Next

Then

Last


SCHOOL SUPPLIES



Name: _____


Write a Story

Handwriting practice area consisting of multiple sets of horizontal lines. Each set includes a solid top line, a dashed middle line, and a solid bottom line, providing a guide for letter height and placement.



A large, empty rounded rectangular box for drawing or coloring.

Written By: _____




A large, empty rounded rectangular box for drawing or coloring.

Written By: _____

A large rectangular box with a thick black border. The interior is mostly blank white space. In the lower portion, there are two sets of horizontal lines. Each set consists of a solid top line, a dashed midline, and a solid bottom line. The first set is positioned higher than the second set.

A second large rectangular box, identical in structure to the first one, with a thick black border and a dashed midline. It also contains two sets of horizontal lines (solid top, dashed midline, solid bottom) in the lower portion.



COMMUNITY HELPER WORDS



bus driver



mechanic



cashier



lifeguard



detective



firefighter



babysitter



banker



paramedic



park ranger



dentist



teacher

COMMUNITY HELPER WORDS



bus driver



mechanic



cashier



lifeguard



detective



firefighter



babysitter



banker



paramedic



park ranger



dentist



teacher



bus driver



mechanic



cashier



lifeguard



detective



firefighter




babysitter




banker




paramedic




park ranger




dentist



teacher



bus driver



mechanic



cashier



lifeguard



detective




firefighter




babysitter



banker




paramedic



park ranger



dentist



teacher

COMMUNITY HELPERS



bus driver



mechanic



cashier



lifeguard



detective



firefighter



babysitter



banker



paramedic



park ranger



dentist



teacher



bus driver



mechanic



cashier



lifeguard



detective



firefighter



babysitter



banker



paramedic



park ranger



dentist



teacher

COMMUNITY HELPERS



bus driver



mechanic



cashier



lifeguard



detective



firefighter



babysitter



banker



paramedic



park ranger



dentist



teacher

COMMUNITY HELPERS



bus driver



mechanic



cashier



lifeguard



detective



firefighter



babysitter



banker



paramedic



park ranger



dentist



teacher



bus driver



mechanic



cashier



lifeguard



detective



firefighter



babysitter



banker



paramedic



park ranger



dentist



teacher

COMMUNITY HELPERS



bus driver



mechanic



cashier



lifeguard



detective



firefighter



babysitter



banker



paramedic



park ranger



dentist



teacher

COMMUNITY HELPERS



Name: _____

Make a List

© ERIN COLEY

Writer's Checklist

- spell words correctly  cat
- print neatly  mom
- use colors that make sense 

COMMUNITY HELPERS



Name: _____

Make a List

© ERIN COLEY

Writer's Checklist

- spell words correctly  cat
- print neatly  mom
- use colors that make sense 

COMMUNITY HELPERS



Name: _____

Make a List

© ERIN COLEY

Writer's Checklist

- spell words correctly  cat
- print neatly  mom
- use colors that make sense  

COMMUNITY HELPERS



Name: _____

Make a List

Writer's Checklist

- spell words correctly  cat
- print neatly  mom
- use colors that make sense  

COMMUNITY HELPERS



Name: _____

Label the Pictures



Blank writing area with a dashed midline for labeling the construction worker.

Blank writing area with a dashed midline for labeling the cashier.



Blank writing area with a dashed midline for labeling the school bus.

Blank writing area with a dashed midline for labeling the firefighter.



Blank writing area with a dashed midline for labeling the mail carrier.

Blank writing area with a dashed midline for labeling the teacher.



Writer's Checklist

- spell words correctly  cat
- print neatly  mom
- use colors that make sense 

COMMUNITY HELPERS



Name: _____

Label the Pictures



Blank box for labeling the firefighter.

Blank box for labeling a picture.



Blank box for labeling the school bus.

Blank box for labeling a picture.



Blank box for labeling the girl in uniform.

Blank box for labeling a picture.



Writer's Checklist

- spell words correctly  cat
- print neatly  mom
- use colors that make sense 

COMMUNITY HELPERS



Name: _____

Label the Pictures



Blank writing area with a dashed line for handwriting practice.

Blank writing area with a dashed line for handwriting practice.



Blank writing area with a dashed line for handwriting practice.

Blank writing area with a dashed line for handwriting practice.



Blank writing area with a dashed line for handwriting practice.

Blank writing area with a dashed line for handwriting practice.



Writer's Checklist

- spell words correctly  cat
- print neatly  mom
- use colors that make sense 

COMMUNITY HELPERS



Name: _____

Label the Pictures



Blank box for labeling the firefighter.

Blank box for labeling the nurse.



Blank box for labeling the detective.

Blank box for labeling the baby-sitter.



Blank box for labeling the doctor.

Blank box for labeling the cashier.



Writer's Checklist

- spell words correctly  cat
- print neatly  mom
- use colors that make sense 

COMMUNITY HELPERS



Name: _____

ABC Order

1

Handwriting practice lines for the number 1, consisting of a solid top line, a dashed middle line, and a solid bottom line.

2

Handwriting practice lines for the number 2, consisting of a solid top line, a dashed middle line, and a solid bottom line.

3

Handwriting practice lines for the number 3, consisting of a solid top line, a dashed middle line, and a solid bottom line.

4

Handwriting practice lines for the number 4, consisting of a solid top line, a dashed middle line, and a solid bottom line.

5

Handwriting practice lines for the number 5, consisting of a solid top line, a dashed middle line, and a solid bottom line.

6

Handwriting practice lines for the number 6, consisting of a solid top line, a dashed middle line, and a solid bottom line.

© ERIN COLEY

Writer's Checklist

- spell words correctly  cat
- print neatly  mom
- use colors that make sense  

COMMUNITY HELPERS



Name: _____

ABC Order

1

2

3

4

5

6

© ERIN COLEY

Writer's Checklist

- spell words correctly  cat print neatly  mom use colors that make sense  

COMMUNITY HELPERS



Name: _____

ABC Order

1

7

2

8

3

9

4

10

5

11

6

12

© ERIN COLEY

Writer's Checklist

- spell words correctly  cat print neatly  mom use colors that make sense 

COMMUNITY HELPERS



Name: _____

ABC Order

1

7

2

8

3

9

4

10

5

11

6

12

© ERIN COLEY

Writer's Checklist

- spell words correctly  cat print neatly  mom use colors that make sense  



THANK YOU

FOR THE

help!



Date: _____

Dear _____,

Date: _____

Dear _____,



COMMUNITY HELPERS



Name: _____

Writing Sentences

© ERIN COLEY

Writer's Checklist

- use finger spaces I am happy!
- use capital letters My name is Sam.
- use punctuation ? !
- sound out words sun
- print neatly MOM
- use colors that make sense

COMMUNITY HELPERS



Name: _____

Writing Sentences

© ERIN COLEY

Writer's Checklist

- use finger spaces I am happy!
- use capital letters My name is Sam.
- use punctuation ? !
- sound out words sun
- print neatly MOM
- use colors that make sense

COMMUNITY HELPERS



Name: _____

Write a Story



bus driver



mechanic



dentist



cashier



park ranger



teacher

Large blank rounded rectangle for drawing a picture related to the story.

Handwriting practice lines consisting of solid top and bottom lines with a dashed middle line. There are six sets of these lines.

© ERIN COLEY

Writer's Checklist

- use finger spaces *I am happy!*
- use capital letters *My name is Sam.*
- use punctuation *? !*
- include characters and a setting
- sound out words sun
- print neatly MOM
- use colors that make sense

COMMUNITY HELPERS



Name: _____

Write a Story



bus driver



mechanic



dentist



cashier



park ranger



teacher

Large rounded rectangular area for drawing a picture related to the story.

Five horizontal lines for writing the story.

© ERIN COLEY

Writer's Checklist

- use finger spaces *I am happy!*
- use capital letters *My name is Sam.*
- use punctuation *? !*
- include characters and a setting
- sound out words sun
- print neatly MOM
- use colors that make sense

COMMUNITY HELPERS



Name: _____

Write a Story



bus driver



mechanic



dentist




cashier



park ranger



teacher



Handwriting practice lines consisting of solid top and bottom lines with a dashed middle line. There are five sets of these lines.

Handwriting practice lines consisting of solid top and bottom lines with a dashed middle line. There are five sets of these lines.

COMMUNITY HELPERS



Name: _____

Write a Story



bus driver



mechanic



dentist




cashier



park ranger



teacher



COMMUNITY HELPERS



Name: _____

Write a Story



lifeguard



banker



detective



babysitter



firefighter



paramedic

Large blank rounded rectangle for drawing a picture related to the story.

Handwriting practice lines consisting of solid top and bottom lines with a dashed middle line. There are six sets of these lines for writing the story.

© ERIN COLEY

Writer's Checklist

- use finger spaces *I am happy!*
- use capital letters *My name is Sam.*
- use punctuation *? !*
- include characters and a setting
- sound out words sun
- print neatly MOM
- use colors that make sense

COMMUNITY HELPERS



Name: _____

Write a Story



lifeguard



banker



detective



babysitter



firefighter



paramedic

Large rounded rectangular area for drawing a picture related to the story.

Five horizontal lines for writing the story.

© ERIN COLEY

Writer's Checklist

- use finger spaces *I am happy!*
- use capital letters *My name is Sam.*
- use punctuation *? !*
- include characters and a setting
- sound out words sun
- print neatly MOM
- use colors that make sense

COMMUNITY HELPERS



Name: _____

Write a Story



lifeguard



banker



detective




babysitter



firefighter



paramedic



Handwriting practice lines consisting of solid top and bottom lines with a dashed middle line. There are four sets of these lines.

Handwriting practice lines consisting of solid top and bottom lines with a dashed middle line. There are four sets of these lines.

COMMUNITY HELPERS



Name: _____

Write a Story



lifeguard



banker



detective



babysitter



firefighter



paramedic

COMMUNITY HELPERS



Name: _____

Write a Story

Large rounded rectangular box for writing the story.

Four sets of primary writing lines (solid top and bottom lines with a dashed middle line) for practicing handwriting.

© ERIN COLEY

Writer's Checklist

- use finger spaces *I am happy!* 
- use capital letters *My name is Sam.*
- use punctuation *? !*
- include characters and a setting 
- sound out words *sun* 
- print neatly *MOM* 
- use colors that make sense  

COMMUNITY HELPERS



Name: _____

Write a Story

Large rounded rectangular box for writing the story.

Four horizontal lines for writing the story.

© ERIN COLEY

Writer's Checklist

- use finger spaces *I am happy!* 
- use capital letters *My name is Sam.*
- use punctuation *? !*
- include characters and a setting 
- sound out words *sun* 
- print neatly *MOM* 
- use colors that make sense  

COMMUNITY HELPERS



Name: _____

Write a Story

A large, empty rounded rectangular box intended for writing a story.

Four sets of primary writing lines, each consisting of a solid top line, a dashed middle line, and a solid bottom line.

COMMUNITY HELPERS



Name: _____

Write a Story

A large, empty rounded rectangular box intended for writing a story.

Five horizontal lines provided for writing.

COMMUNITY HELPERS



Name: _____

Write a Story

First

Next

Then

Last

Four sets of primary writing lines, each corresponding to a section label. Each set consists of a solid top line, a dashed middle line, and a solid bottom line.

COMMUNITY HELPERS



Name: _____

Write a Story

First

Next

Then

Last

COMMUNITY HELPERS



Name: _____

Write a Story

Handwriting practice area with multiple sets of lines. Each set consists of a solid top line, a dashed middle line, and a solid bottom line.



A large, empty rounded rectangular box for writing.

Written By: _____




A large, empty rounded rectangular box for writing.


Written By: _____

A large rectangular box with a thick black border. The interior is mostly blank white space. Near the bottom, there are two sets of horizontal lines. Each set consists of a solid top line, a dashed middle line, and a solid bottom line. A dashed horizontal line runs across the entire width of the page, separating this box from the one below.

A second large rectangular box, identical in structure to the one above, with a thick black border and a dashed horizontal line separating them. It also contains two sets of horizontal lines near the bottom, each consisting of a solid top line, a dashed middle line, and a solid bottom line.




TRANSPORTATION WORDS



scooter



helicopter




rocket




car




train




bus



truck



bicycle



submarine



sailboat




taxi




airplane


TRANSPORTATION WORDS




scooter




helicopter




rocket



car




train




bus




truck



bicycle




submarine




sailboat




taxi




airplane



scooter




helicopter




rocket



car




train




bus



truck



bicycle




submarine




sailboat




taxi




airplane




scooter




helicopter




rocket



car




train




bus




truck



bicycle




submarine



sailboat



taxi



airplane


TRANSPORTATION



scooter



helicopter



rocket



car



train




bus



truck



bicycle



submarine



sailboat



taxi




airplane



scooter



helicopter



rocket



car



train




bus



truck



bicycle



submarine



sailboat



taxi



airplane

TRANSPORTATION



scooter



helicopter



rocket



car



train



bus



truck



bicycle



submarine



sailboat



taxi



airplane


TRANSPORTATION



scooter




helicopter



rocket



car



train




bus



truck



bicycle



submarine



sailboat



taxi




airplane



scooter



helicopter



rocket



car



train




bus



truck



bicycle



submarine



sailboat



taxi



airplane


TRANSPORTATION



scooter




helicopter



rocket



car



train



bus



truck



bicycle



submarine



sailboat




taxi



airplane

TRANSPORTATION



Name: _____


Make a List

© ERIN COLEY

Writer's Checklist

- spell words correctly  cat
- print neatly  mom
- use colors that make sense 

TRANSPORTATION



Name: _____


Make a List

© ERIN COLEY

Writer's Checklist

- spell words correctly  cat
- print neatly  mom
- use colors that make sense 

TRANSPORTATION



Name: _____


Make a List

© ERIN COLEY

Writer's Checklist

- spell words correctly  cat
- print neatly  mom
- use colors that make sense  

TRANSPORTATION




Name: _____

Make a List

Writer's Checklist


- spell words correctly  cat
- print neatly  mom
- use colors that make sense  

TRANSPORTATION




Name: _____

Label the Pictures





Blank writing area with a dashed line for handwriting practice.

Blank writing area with a dashed line for handwriting practice.




Blank writing area with a dashed line for handwriting practice.

Blank writing area with a dashed line for handwriting practice.



Blank writing area with a dashed line for handwriting practice.


Blank writing area with a dashed line for handwriting practice.



Writer's Checklist

- spell words correctly  cat
- print neatly  mom
- use colors that make sense 

TRANSPORTATION





Name: _____

Label the Pictures





Blank box for labeling the car.

Blank box for labeling the helicopter.




Blank box for labeling the rocket ship.

Blank box for labeling the scooter.



Blank box for labeling the train.

Blank box for labeling the bicycle.




© ERIN COLEY

Writer's Checklist


- spell words correctly  cat
- print neatly  mom
- use colors that make sense 

TRANSPORTATION






Name: _____

Label the Pictures










Writer's Checklist


- spell words correctly  cat print neatly  mom use colors that make sense 

TRANSPORTATION



Name: _____

Label the Pictures





Blank label box for the sailboat.

Blank label box for the taxi.




Blank label box for the truck.

Blank label box for the submarine.



Blank label box for the airplane.

Blank label box for the bus.




© ERIN COLEY

Writer's Checklist

- spell words correctly  cat
- print neatly  mom
- use colors that make sense 

TRANSPORTATION



Name: _____

ABC Order

1

2

3

4

5


6

© ERIN COLEY

Writer's Checklist

- spell words correctly  cat print neatly  mom use colors that make sense  

TRANSPORTATION



Name: _____

ABC Order

1

2

3

4

5


6

© ERIN COLEY

Writer's Checklist

- spell words correctly  print neatly  MOM use colors that make sense  

TRANSPORTATION



Name: _____

ABC Order

1

7

2

8

3

9

4

10

5

11

6


12

© ERIN COLEY

Writer's Checklist

- spell words correctly  cat print neatly  mom use colors that make sense  

TRANSPORTATION



Name: _____

ABC Order

1

7

2

8

3

9

4

10

5

11

6

12

© ERIN COLEY

Writer's Checklist

- spell words correctly  cat print neatly  mom use colors that make sense  



you're

PLANE

AWESOME!



Date: _____


Dear _____,

Date: _____

Dear _____,



TRANSPORTATION



Name: _____


Writing Sentences

© ERIN COLEY

Writer's Checklist

- use finger spaces I am happy!
- use capital letters My name is Sam.
- use punctuation
- sound out words sun
- print neatly MOM
- use colors that make sense

TRANSPORTATION



Name: _____


Writing Sentences

© ERIN COLEY

Writer's Checklist


- use finger spaces I am happy!
- use capital letters My name is Sam.
- use punctuation ? !
- sound out words sun
- print neatly MOM
- use colors that make sense

TRANSPORTATION




Name: _____


Write a Story




helicopter




car




scooter



rocket



train



bicycle

Large blank rounded rectangle for drawing a picture related to the story.


Handwriting practice lines consisting of solid top and bottom lines with a dashed middle line. There are six sets of these lines for writing the story.

© ERIN COLEY

Writer's Checklist


- use finger spaces *I am happy!*
- use capital letters *My name is Sam.*
- use punctuation *? !*
- include characters and a setting
- sound out words sun
- print neatly MOM
- use colors that make sense

TRANSPORTATION




Name: _____


Write a Story




helicopter




car




scooter



rocket



train



bicycle

Large rounded rectangular area for drawing a picture related to the story.


Five horizontal lines for writing the story.

© ERIN COLEY

Writer's Checklist


- use finger spaces *I am happy!*
- use capital letters *My name is Sam.*
- use punctuation *? !*
- include characters and a setting
- sound out words sun
- print neatly MOM
- use colors that make sense

TRANSPORTATION




Name: _____


Write a Story




helicopter




car




scooter




rocket



train




bicycle



Handwriting practice lines consisting of solid top and bottom lines with a dashed middle line. There are four sets of these lines stacked vertically.


Handwriting practice lines consisting of solid top and bottom lines with a dashed middle line. There are four sets of these lines stacked vertically.

TRANSPORTATION




Name: _____


Write a Story




helicopter




car




scooter



rocket




train




bicycle

TRANSPORTATION



Name: _____

Write a Story




airplane




truck



sailboat



bus



submarine



taxi

Large blank rounded rectangle for drawing a picture related to the story.


Handwriting practice lines consisting of solid top and bottom lines with a dashed middle line. There are four sets of these lines for writing the story.

© ERIN COLEY

Writer's Checklist


- use finger spaces *I am happy!*
- use capital letters *My name is Sam.*
- use punctuation *? !*
- include characters and a setting 
- sound out words  sun
- print neatly  MOM
- use colors that make sense  

TRANSPORTATION



Name: _____


Write a Story




airplane




truck



sailboat



bus



submarine



taxi

Large rounded rectangular area for drawing a picture related to the story.


Five horizontal lines for writing the story.

© ERIN COLEY

Writer's Checklist


- use finger spaces *I am happy!*
- use capital letters *My name is Sam.*
- use punctuation *? !*
- include characters and a setting
- sound out words sun
- print neatly MOM
- use colors that make sense

TRANSPORTATION



Name: _____

Write a Story




airplane




truck



sailboat




bus



submarine




taxi



Handwriting practice lines consisting of solid top and bottom lines with a dashed middle line. There are four sets of these lines.


Handwriting practice lines consisting of solid top and bottom lines with a dashed middle line. There are four sets of these lines.

TRANSPORTATION



Name: _____

Write a Story




airplane




truck



sailboat



bus




submarine



taxi

TRANSPORTATION



Name: _____

Write a Story

Large rounded rectangular box for writing the story.


Four sets of primary writing lines, each consisting of a solid top line, a dashed middle line, and a solid bottom line.

© ERIN COLEY

Writer's Checklist

- use finger spaces *I am happy!*
- use capital letters *My name is Sam.*
- use punctuation *? !*
- include characters and a setting
- sound out words *sun*
- print neatly *MOM*
- use colors that make sense

TRANSPORTATION



Name: _____

Write a Story

Large rounded rectangular box for writing the story.


Four horizontal lines for writing the story.

© ERIN COLEY

Writer's Checklist

- use finger spaces *I am happy!*
- use capital letters *My name is Sam.*
- use punctuation *? !*
- include characters and a setting 
- sound out words  sun
- print neatly  MOM
- use colors that make sense  

TRANSPORTATION




Name: _____

Write a Story

A large, empty rounded rectangular box intended for writing a story.

Four sets of primary writing lines, each consisting of a solid top line, a dashed midline, and a solid bottom line.


TRANSPORTATION



Name: _____

Write a Story

TRANSPORTATION



Name: _____

Write a Story


First

Next

Then

Last

TRANSPORTATION



Name: _____

Write a Story


First

Next

Then

Last


TRANSPORTATION



Name: _____


Write a Story

Handwriting practice area consisting of 10 sets of horizontal lines. Each set includes a solid top line, a dashed middle line, and a solid bottom line.



A large, empty rounded rectangular box for writing.

Written By: _____




A large, empty rounded rectangular box for writing.

Written By: _____

A large rectangular box with a thick black border. The interior is mostly blank white space. In the lower portion, there are two sets of horizontal lines. Each set consists of a solid top line, a dashed middle line, and a solid bottom line. A horizontal dashed line runs across the entire width of the page, separating this box from the one below.

A second large rectangular box, identical in structure to the one above, with a thick black border and two sets of horizontal lines (solid top, dashed middle, solid bottom) in the lower portion.



A PIRATE'S LIFE WORDS



ship




captain



map



parrot



wheel




pirate



island



digging



telescope



message



treasure



flag


A PIRATE'S LIFE WORDS



ship




captain



map



parrot



wheel



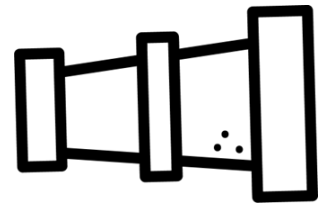
pirate



island



digging



telescope



message



treasure




flag




ship




captain



map



parrot



wheel



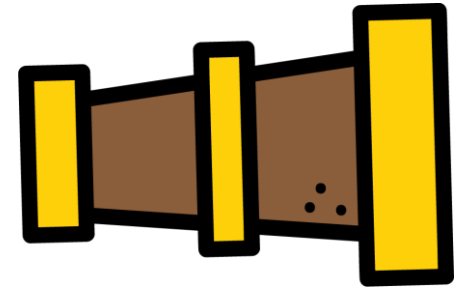
pirate



island




digging



telescope




message



treasure




flag




ship




captain



map



parrot




wheel



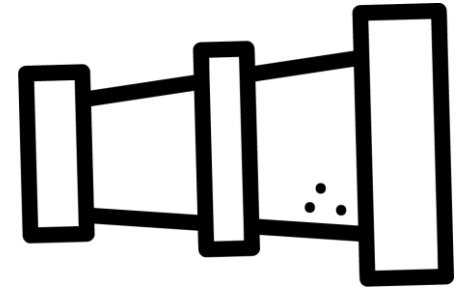
pirate



island




digging




telescope



message



treasure



flag

A PIRATE'S LIFE



ship



captain



map



parrot



wheel



pirate



island



digging



telescope



message



treasure



flag



ship



captain



map



parrot



wheel



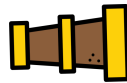
pirate



island



digging



telescope



message



treasure



flag

A PIRATE'S LIFE



ship



captain



map



parrot



wheel



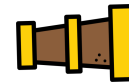
pirate



island



digging



telescope



message



treasure



flag

A PIRATE'S LIFE



ship



captain



map



parrot



wheel



pirate



island



digging



telescope



message



treasure



flag



ship



captain



map



parrot



wheel



pirate



island



digging



telescope



message



treasure



flag

A PIRATE'S LIFE



ship




captain



map



parrot



wheel



pirate



island



digging



telescope



message



treasure



flag



A PIRATE'S LIFE



Name: _____

Make a List

A large, empty rounded rectangle for drawing or writing.

A large, empty rounded rectangle for drawing or writing.

A large, empty rounded rectangle for drawing or writing.

A large, empty rounded rectangle for drawing or writing.

© ERIN COLEY

Writer's Checklist

- spell words correctly  cat
- print neatly  mom
- use colors that make sense  



A PIRATE'S LIFE



Name: _____

Make a List

© ERIN COLEY

Writer's Checklist

- spell words correctly  cat
- print neatly  mom
- use colors that make sense  



A PIRATE'S LIFE



Name: _____

Make a List

© ERIN COLEY

Writer's Checklist

- spell words correctly  cat
- print neatly  mom
- use colors that make sense  



A PIRATE'S LIFE



Name: _____


Make a List

Writer's Checklist

- spell words correctly  cat
- print neatly  mom
- use colors that make sense  




A PIRATE'S LIFE



Name: _____

Label the Pictures




Blank writing box with a dashed midline for labeling the treasure map.

Blank writing box with a dashed midline for labeling the pirate with binoculars.



Blank writing box with a dashed midline for labeling the pirate with a bag.

Blank writing box with a dashed midline for labeling the bottle.



Blank writing box with a dashed midline for labeling the basket of fruit.

Blank writing box with a dashed midline for labeling the palm tree.



© ERIN COLEY

Writer's Checklist

- spell words correctly  cat
- print neatly  mom
- use colors that make sense 




A PIRATE'S LIFE



Name: _____

Label the Pictures




Blank label box for the treasure map

Blank label box




Blank label box for the pirate with sword

Blank label box



Blank label box for the treasure chest

Blank label box



© ERIN COLEY

Writer's Checklist

- spell words correctly  cat
- print neatly  mom
- use colors that make sense 



A PIRATE'S LIFE




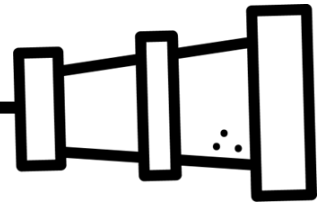
Name: _____

Label the Pictures




Blank writing box with a dashed midline for labeling the parrot.

Blank writing box with a dashed midline for labeling the telescope.




Blank writing box with a dashed midline for labeling the ship's wheel.

Blank writing box with a dashed midline for labeling the pirate ship.



Blank writing box with a dashed midline for labeling the pirate captain.

Blank writing box with a dashed midline for labeling the treasure map.



Writer's Checklist

- spell words correctly  cat
- print neatly  mom
- use colors that make sense 



A PIRATE'S LIFE




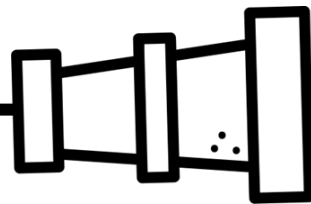
Name: _____

Label the Pictures




Blank label box for the parrot

Blank label box for the telescope




Blank label box for the ship's wheel

Blank label box for the pirate ship



Blank label box for the pirate captain

Blank label box for the treasure map



Writer's Checklist

- spell words correctly  cat
- print neatly  mom
- use colors that make sense 



A PIRATE'S LIFE



Name: _____

ABC Order

1

Handwriting lines for the number 1, consisting of a solid top line, a dashed middle line, and a solid bottom line.

2

Handwriting lines for the number 2, consisting of a solid top line, a dashed middle line, and a solid bottom line.

3

Handwriting lines for the number 3, consisting of a solid top line, a dashed middle line, and a solid bottom line.

4

Handwriting lines for the number 4, consisting of a solid top line, a dashed middle line, and a solid bottom line.

5

Handwriting lines for the number 5, consisting of a solid top line, a dashed middle line, and a solid bottom line.

6

Handwriting lines for the number 6, consisting of a solid top line, a dashed middle line, and a solid bottom line.

Writer's Checklist

- spell words correctly  cat
- print neatly  mom
- use colors that make sense  



A PIRATE'S LIFE



Name: _____

ABC Order

1

2

3

4

5

6

© ERIN COLEY

Writer's Checklist

- spell words correctly  cat
- print neatly  mom
- use colors that make sense  



A PIRATE'S LIFE



Name: _____

ABC Order

1

7

2

8

3

9

4

10

5

11

6

12

© ERIN COLEY

Writer's Checklist

- spell words correctly  cat
- print neatly  mom
- use colors that make sense 



A PIRATE'S LIFE



Name: _____

ABC Order

1

7

2

8

3

9

4

10

5

11

6

12

© ERIN COLEY

Writer's Checklist

- spell words correctly  cat
- print neatly  mom
- use colors that make sense  



I'm so glad we

AAARGH

best

MATES!



I'm so glad we

AAARGH

best

MATES!



Date: _____

Dear _____,

Date: _____

Dear _____,





A PIRATE'S LIFE



Name: _____

Writing Sentences

Handwriting practice lines consisting of a solid top line, a dashed middle line, and a solid bottom line.

Handwriting practice lines consisting of a solid top line, a dashed middle line, and a solid bottom line.

Handwriting practice lines consisting of a solid top line, a dashed middle line, and a solid bottom line.

© ERIN COLEY

Writer's Checklist

- use finger spaces
- sound out words
- use capital letters
- print neatly
- use punctuation
- use colors that make sense



A PIRATE'S LIFE



Name: _____

Writing Sentences

Large rounded rectangular box for drawing or writing.

Two horizontal lines for writing a sentence.

Large rounded rectangular box for drawing or writing.

Two horizontal lines for writing a sentence.

Large rounded rectangular box for drawing or writing.

Two horizontal lines for writing a sentence.

© ERIN COLEY

Writer's Checklist

- use finger spaces I am happy!
- use capital letters My name is Sam.
- use punctuation

- sound out words sun
- print neatly MOM
- use colors that make sense



A PIRATE'S LIFE




Name: _____

Write a Story




pirate



treasure



message




map



digging



island



Handwriting practice lines consisting of solid top and bottom lines with a dashed middle line, repeated six times.

© ERIN COLEY

Writer's Checklist

- use finger spaces I am happy!
- use capital letters My name is Sam.
- use punctuation ? !
- include characters and a setting
- sound out words sun
- print neatly MOM
- use colors that make sense



A PIRATE'S LIFE




Name: _____

Write a Story




pirate



treasure



message



map



digging



island

Large rounded rectangular box for drawing a picture related to the story.

Five horizontal lines for writing the story.

© ERIN COLEY

Writer's Checklist

- use finger spaces *I am happy!*
- use capital letters *My name is Sam.*
- use punctuation *? !*
- include characters and a setting
- sound out words sun
- print neatly MOM
- use colors that make sense



A PIRATE'S LIFE




Name: _____

Write a Story




pirate



treasure



message




map



digging



island



Handwriting practice lines consisting of a solid top line, a dashed middle line, and a solid bottom line. There are four sets of these lines for writing.

Additional handwriting practice lines consisting of a solid top line, a dashed middle line, and a solid bottom line. There are four sets of these lines for writing.



A PIRATE'S LIFE



Name: _____

Write a Story




pirate



treasure



message




map



digging



island





A PIRATE'S LIFE



Name: _____


Write a Story



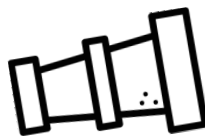
ship



parrot




wheel



telescope



captain



flag

Large rounded rectangular box for drawing a picture related to the story.

Handwriting practice lines consisting of solid top and bottom lines with a dashed middle line. There are six sets of these lines.

© ERIN COLEY

Writer's Checklist

- use finger spaces *I am happy!*
- sound out words *sun*
- use capital letters *My name is Sam.*
- print neatly *MOM*
- use punctuation *? !*
- use colors that make sense *burger*
- include characters and a setting *house*



A PIRATE'S LIFE



Name: _____


Write a Story



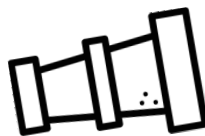
ship



parrot




wheel



telescope



captain



flag

Large rounded rectangular area for drawing a picture related to the story.

Five horizontal lines for writing the story.

© ERIN COLEY

Writer's Checklist

- use finger spaces *I am happy!*
- use capital letters *My name is Sam.*
- use punctuation *? !*
- include characters and a setting
- sound out words sun
- print neatly MOM
- use colors that make sense



A PIRATE'S LIFE



Name: _____


Write a Story



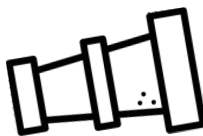
ship



parrot



wheel




telescope



captain



flag





A PIRATE'S LIFE



Name: _____


Write a Story



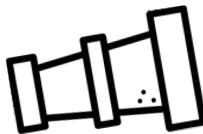
ship



parrot



wheel




telescope



captain



flag



Four horizontal lines for writing the story.

Four horizontal lines for writing the story.



A PIRATE'S LIFE



Name: _____

Write a Story

Large rounded rectangular box for writing the story.

Four sets of primary writing lines, each consisting of a solid top line, a dashed middle line, and a solid bottom line.

© ERIN COLEY

Writer's Checklist

- use finger spaces *I am happy!*
- use capital letters *My name is Sam.*
- use punctuation *? !*
- include characters and a setting
- sound out words sun
- print neatly MOM
- use colors that make sense



A PIRATE'S LIFE



Name: _____


Write a Story

Large rounded rectangular box for writing the story.

Four horizontal lines for writing.

© ERIN COLEY

Writer's Checklist

- use finger spaces *I am happy!*
- use capital letters *My name is Sam.*
- use punctuation *? !*
- include characters and a setting 
- sound out words  sun
- print neatly  MOM
- use colors that make sense  



A PIRATE'S LIFE



Name: _____

Write a Story

Four sets of primary writing lines, each consisting of a solid top line, a dashed middle line, and a solid bottom line.



A PIRATE'S LIFE



Name: _____

Write a Story

A large rounded rectangular box for writing the story.

Five horizontal lines for writing the story.



A PIRATE'S LIFE



Name: _____

Write a Story

First

Next

Then

Last



A PIRATE'S LIFE



Name: _____

Write a Story

First

Next

Then

Last



A PIRATE'S LIFE



Name: _____

Write a Story

Handwriting practice area consisting of multiple sets of horizontal lines. Each set includes a solid top line, a dashed middle line, and a solid bottom line, providing a guide for letter height and placement.



A large, empty, rounded rectangular box for writing.

Written By: _____




A large, empty, rounded rectangular box for writing.




Written By: _____

A large rectangular box with a thick black border. The interior is mostly blank white space. Near the bottom, there are two sets of handwriting lines. Each set consists of a solid top line, a dashed middle line, and a solid bottom line. A horizontal dashed line runs across the entire width of the page, separating this box from the one below.

A second large rectangular box, identical in structure to the one above, with a thick black border and handwriting lines (solid top, dashed middle, solid bottom) near the bottom edge.



CREDITS



<http://www.teacherspayteachers.com/Store/Zip-a-dee-doo-dah-Designs>



Little Red's
CLIP ART

www.teachersnotebook.com/shop/LittleRedsClipArt



Created by W. Abby Mullins © 2016

