


# SILLY SENTENCES

## WRITING STATION

### SILLY SENTENCES

Match the cards to the boxes below to create your own silly sentence.



The flamingo



went skydiving



during a blizzard.

who

what

where



A smelly skunk



saw an alien



on the farm.

**DIFFERENTIATED**

**SILLY SENTENCES**

**who**

**The movie star**

**who**

Name: \_\_\_\_\_

**MY SILLY SENTENCES**

\_\_\_\_\_

\_\_\_\_\_

\_\_\_\_\_

\_\_\_\_\_

\_\_\_\_\_

**FREEBIE**

# THANK YOU!



let's connect



## EARLY ELEMENTARY RESOURCES

Leaving reviews earns you cash credit on TPT. Additionally, reviews give me new ideas and help me make my products better. Click [HERE](#) to leave a review!

All new products are 50% off for the first 48 hours. Click [HERE](#) to follow me on TPT for the latest updates!

# TERMS OF USE

## THANKS SO MUCH FOR YOUR PURCHASE!

2022 Erin Coley (Early Elementary Resources). All rights reserved by author. This product is to be used by the original purchaser only. Copying for more than one teacher or classroom, or for an entire department, school, or school system is prohibited. This product may not be distributed or displayed digitally for public view, uploaded to school or district websites, distributed via e-mail, or submitted to file sharing sites such as Amazon Inspire. Failure to comply is a copyright infringement and a violation of the Digital Millennium Copyright Act (DCMA). Intended for single use or personal use only. If you would like to obtain a multiple user license, please visit my TPT store. You may feature pictures of this activity on your blog or website, but please link back to my Teachers Pay Teachers store.

### YOU MAY

- Use this product for your own personal use and the students in your classroom.
- Share FREE resources with other teachers on your team or in your building.
- Share this product on a SECURED website (meaning a parent or a student login) to your students only.
- Reference this product at a conference, professional development workshop, or in blog posts if credit is given with either a reference to my store or linking back to the product.

### YOU MAY NOT

- Post this resource for sale or for free anywhere on the internet.
- Make copies of this item to share with anyone else (including your teaching team) without proper licensing. This is in violation of copyright law.
- Post this item on a public drive (such as your school's public drive).
- Claim this work as your own. You may not remove the copyright or alter this file in any way. You may not sell this product.


# ABOUT THIS PRODUCT

## SILLY SENTENCES

Match the cards to the boxes below  
to create your own silly sentence.



who



what



where

This is the FREEBIE version and does not contain all of the options included in the [Silly Sentences Writing Station](#). This center activity is perfect to use during your writing block or as an early finishers' activity! You will want to print and laminate the Silly Sentence Building Mat. These mats come in color and blackline. If you purchase the complete set, you will receive two additional sorting mats – one with a male shadow and one with no picture clues.

# ABOUT THIS PRODUCT

Next, print and laminate the words cards. This is the FREEBIE version and includes six cards for each section (who, what, and where).

Students can create over 200 different sentences just with these 18 cards! With the full set, the possibilities are endless, and students will be able to create over 750,000 sentences! The “who” cards are pink, the “what” cards are blue, and the “where” cards are green. If you don’t want to print in color, I would recommend printing on the corresponding color paper so that you can easily keep the cards organized at your writing center.



The princess




The talking toucan




knit a scarf



danced with fairies



made a s'more




on a scooter.



in outer space.



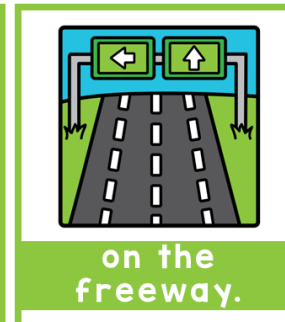
at a pool party.




in line



at the circus.



on the freeway.



in the aquarium.

# ABOUT THIS PRODUCT



Storing your word cards can be simple! The colorful 4 x 6 photo storage boxes are perfect, but any box will do! If you choose to purchase the full set of Silly Sentences, you will receive lid labels that you can easily attach!

# ABOUT THIS PRODUCT

Students will choose one card in each sentence and place it on the mat to make a silly sentence. The student will then record their sentence onto their recording sheet. The sillier the better!

## SILLY SENTENCES

Match the cards to the boxes below to create your own silly sentence.



The movie  
star

who



went  
skydiving

what



during a  
blizzard.

where





# ABOUT THIS PRODUCT

Click the PINK HEART to check out the full set containing 280 cards, 10 differentiated recording sheets, storage lid labels, and a bulletin board set! Be sure to tune in to the video preview to see Silly Sentences in action! Enjoy this activity and I hope it gets your students giggling!

## SILLY SENTENCES

## WRITING STATION

The collage displays various components of the Silly Sentences product. At the top, a card titled "SILLY SENTENCES" instructs to "Match the cards to the box to create your own silly" and shows examples: "The flamingo" with a flamingo illustration, "went skydiving" with a skydiver illustration, and a "who" card with a silhouette and a question mark. Below this are three cards with the words "who", "what", and "wh". A large pink heart is overlaid on the collage. At the bottom, there are three more cards: "A smelly skunk" with a skunk illustration, "saw an alien" with an alien illustration, and "on the farm." with a farm scene illustration. To the right is a recording sheet titled "MY SILLY SENTENCES" with a name line and five numbered rows (1-5) for writing. The text "DIFFERENTIATED COLOR & BLACKLINE" is at the bottom.

**SILLY SENTENCES**  
Match the cards to the box to create your own silly

The flamingo went skydiving who what wh

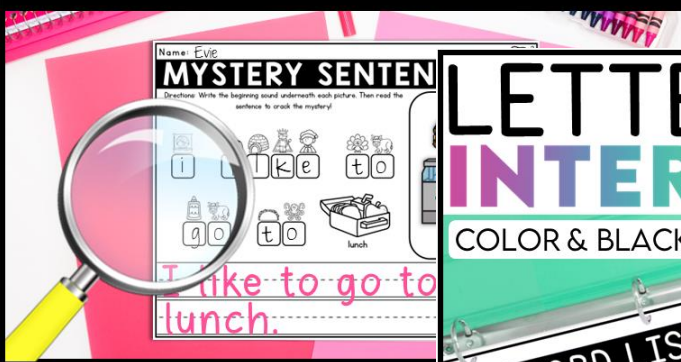
A smelly skunk saw an alien on the farm.

**DIFFERENTIATED COLOR & BLACKLINE**

MY SILLY SENTENCES  
Name: \_\_\_\_\_  
1 \_\_\_\_\_  
2 \_\_\_\_\_  
3 \_\_\_\_\_  
4 \_\_\_\_\_  
5 \_\_\_\_\_

# PRODUCTS YOU'LL LOVE

**MYSTERY SENTENCES**  
YEAR LONG BUNDLE



**EDITABLE NO PREP NAME WRITING**


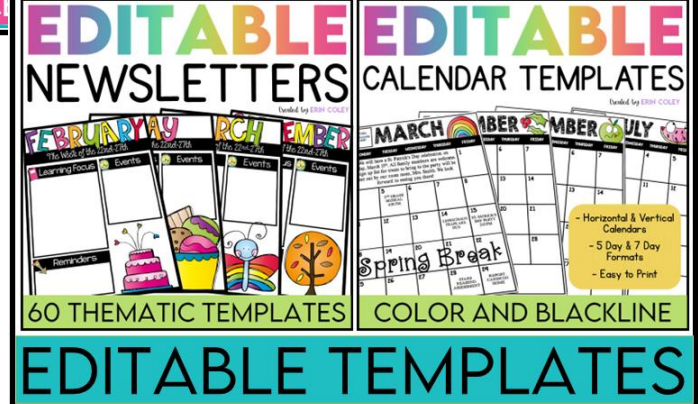


CLICK ON EACH PICTURE TO SEE MORE!

**LETTER SOUNDS INTERVENTION**




**BUNDLE NEWSLETTER AND CALENDAR**



# SILLY SENTENCES

Match the cards to the boxes below to create your own silly sentence.

© ERIN COLEY



who

what

where



The princess




My coach



The speedy cheetah




The talking toucan



My pet hippopotamus




The gardener




knit a scarf



danced with  
fairies



made a  
s'more




ate some  
watermelon



lost my school  
supplies



walked in line



on a scooter.



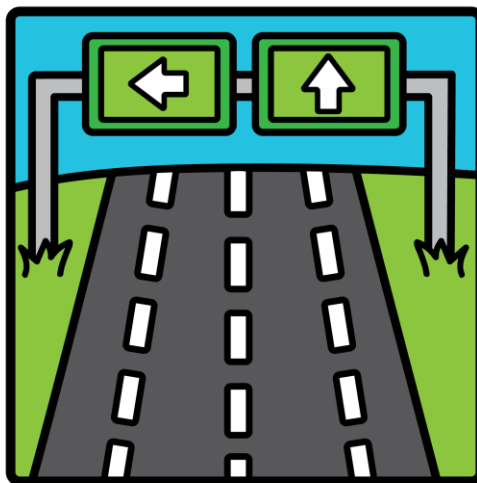
in outer  
space.




at a pool  
party.



at the circus.




on the  
freeway.



in the  
aquarium.



Name: \_\_\_\_\_



# MY SILLY SENTENCES

---

---

---

---

---

---



# CREDITS

