


PHONEME SEGMENTATION

WORD CARDS

a

b

k



f

i

n



h

g



**THREE
VERSIONS**

THANK YOU!

THANKS SO MUCH FOR YOUR PURCHASE!



let's connect



EARLY ELEMENTARY RESOURCES

Leaving reviews earns you cash credit on TPT. Additionally, reviews give me new ideas and help me make my products better. Click [HERE](#) to leave a review!

All new products are 50% off for the first 48 hours. Click [HERE](#) to follow me on TPT for the latest updates!

TERMS OF USE

THANKS SO MUCH FOR YOUR PURCHASE!

2023 Erin Coley (Early Elementary Resources). All rights reserved by author. This product is to be used by the original purchaser only. Copying for more than one teacher or classroom, or for an entire department, school, or school system is prohibited. This product may not be distributed or displayed digitally for public view, uploaded to school or district websites, distributed via e-mail, or submitted to file sharing sites such as Amazon Inspire. Failure to comply is a copyright infringement and a violation of the Digital Millennium Copyright Act (DCMA). Intended for single use or personal use only. If you would like to obtain a multiple user license, please visit my TPT store. You may feature pictures of this activity on your blog or website, but please link back to my Teachers Pay Teachers store.

YOU MAY

- Use this product for your own personal use and the students in your classroom.
- Share FREE resources with other teachers on your team or in your building.
- Share this product on a SECURED website (meaning a parent or student login) to your students only.
- Reference this product at a conference, professional development workshop, or in blog posts as long as credit is given with either a reference to my store or linking back to the product.

YOU MAY NOT

- Post this resource for sale or for free anywhere on the internet.
- Make copies of this item to share with anyone else (including your teaching team) without proper licensing. This is in violation of copyright law.
- Post this item on a public drive (such as your school's public drive).
- Claim this work as your own. You may not remove the copyright or alter this file in any way. You may not sell this product.

PRODUCTS YOU'LL LOVE

LETTER RECOGNITION INTERVENTION

COLOR & BLACKLINE



ALPHABET BUNDLE

Created by ERIN COLEY

This bundle features a worksheet with various objects and their corresponding letters. The objects include a cow (C), cookies (C), a carrot (C), a cactus (C), and a cake (C). The letters are shown in both uppercase and lowercase. A hand is pointing to the cactus. There are also colorful markers and other letters like 'b', 'n', 'k', 'c', 's', 'a' scattered around.

LETTER SOUNDS INTERVENTION

COLOR & BLACKLINE



ALPHABET BUNDLE

Created by ERIN COLEY

This bundle features a worksheet titled "MY WORD LIST" for the letter 'F'. The words listed are flower, frog, fish, and flamingo. A hand is writing the word "flamingo" on the worksheet. There are also colorful markers and other letters like 's', 'a', 'b' scattered around.

PHONEME SEGMENTATION INTERVENTION

COLOR & BLACKLINE



BLENDING BUNDLE

Created by ERIN COLEY

This bundle features a worksheet with a shark and the word "fin" segmented into letters. There are also colorful markers and other letters like 'k', 'b', 'a', 'n', 'a', 'p' scattered around.

PHONEMIC AWARENESS INTERVENTION

COLOR & BLACKLINE



























275 WORD CARDS

Created by ERIN COLEY

This bundle features a worksheet titled "BEGINNING SOUND" with a grid. The letters 'm' and 'f' are shown in the grid. There are also colorful markers and other letters like 'a', 'i', 'n', 'b', 'o', 'w', 's', 'n', 'a', 'i', 't', 'p', 'i', 'r', 'e' scattered around.

ABOUT THIS PRODUCT

These phoneme segmentation cards are a helpful tool to use with students who are new to or struggling with segmenting and blending CVC words (I have included words that end in -ck in this resource). You can use these as an independent activity OR use them during your small group or intervention block. There are three sets of differentiated cards included. Additionally, each set is included in color and blackline.


<table border="1"><tbody><tr><td></td><td></td></tr><tr><td>c u b</td><td>n u b</td></tr><tr><td></td><td></td></tr><tr><td>r u b</td><td>s u b</td></tr></tbody></table>			c u b	n u b			r u b	s u b	<ul style="list-style-type: none">• Pictures and Words• Color and Blackline• This set is perfect to start out with, as it gives students picture clues.
									
c u b	n u b								
									
r u b	s u b								
<table border="1"><tbody><tr><td></td><td></td></tr><tr><td>r i g</td><td>w i g</td></tr><tr><td></td><td></td></tr><tr><td>d i m</td><td>h i m</td></tr></tbody></table>			r i g	w i g			d i m	h i m	<ul style="list-style-type: none">• No Pictures, Words Only• Blackline• This set works best once students have mastered segmenting with the support of picture clues. Students can sound out the word and then draw their own picture.
r i g	w i g								
d i m	h i m								
<table border="1"><tbody><tr><td></td><td></td></tr><tr><td></td><td></td></tr><tr><td></td><td></td></tr><tr><td></td><td></td></tr></tbody></table>									<ul style="list-style-type: none">• No Words, Pictures Only• Color and Blackline• Students can look at the picture, say the word out loud, and then write the sounds they hear onto the card.
									
									



c

a

b



d

a

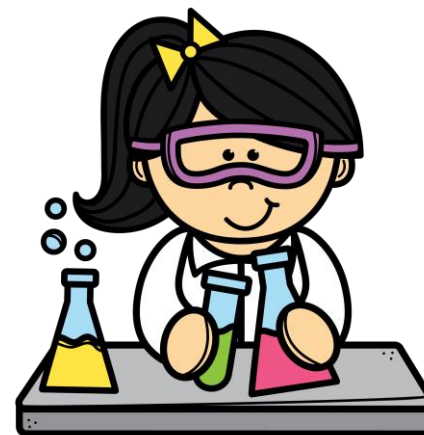
b



g

a

b



l

a

b



h

e


m



d

e


n



h

e

n



m

e


n



r i g



w i g



d i m



h i m



j

o


g



l

o

g



m

o


m



c

o


p



s

u

n



c

u


p



p

u

p



b

u

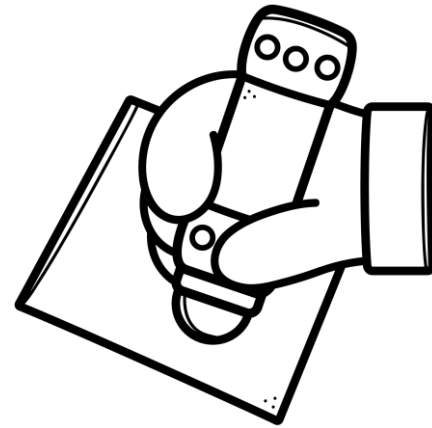
s



c

a


b



d

a


b



g

a

b



l

a

b



h

e


m



d

e


n



h

e

n



m

e


n



r

i


g



w

i

g



d

i


m



h

i


m



j

o

g



l

o

g



m

o


m



c

o


p



s

u

n



c

u


p



p

u

p




b

u


s




--	--	--



--	--	--



--	--	--




--	--	--




--	--	--



--	--	--



--	--	--




--	--	--



--	--	--



--	--	--



--	--	--




--	--	--



--	--	--




--	--	--




--	--	--



--	--	--




--	--	--



--	--	--



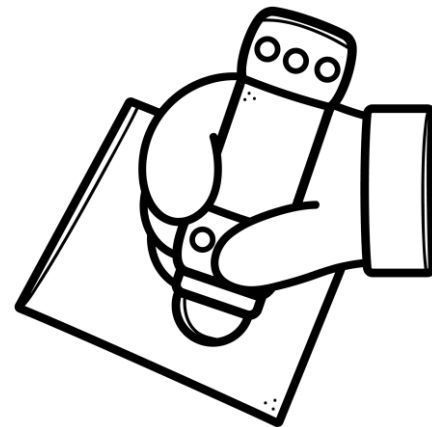
--	--	--




--	--	--




--	--	--






--	--	--



--	--	--




--	--	--






--	--	--




--	--	--




--	--	--




--	--	--






--	--	--



--	--	--



--	--	--



--	--	--

c

a

b

d

a

b

g

a

b

l

a

b

h e m

d e n

h e n

m e n

r i g

w i g

d i m

h i m

j o g

l o g

m o m

c o p



s u n

c u p


p u p

b u s

CREDITS



<http://www.teacherspayteachers.com/Store/Zip-a-dee-doo-dah-Designs>



Little Red's
CLIP ART

www.teachersnotebook.com/shop/LittleRedsClipArt



Created by W. Abby Mullins © 2016

