

# SIGHT WORD INTERVENTION

I HOPE THAT THIS  
SIGHT WORD  
INTERVENTION  
FREEBIE  
SUPPORTS YOU  
DURING YOU  
AND YOUR  
STUDENTS  
DURING YOUR  
INTERVENTION  
BLOCK! CLICK  
ON THE HEART  
BELOW TO GET  
MORE FREE  
RESOURCES FOR  
YOUR  
CLASSROOM!



# THANK YOU!



Erin Coley

*let's connect*



## EARLY ELEMENTARY RESOURCES

Leaving reviews earns you cash credit on TPT. Additionally, reviews give me new ideas and help me make my products better. Click [HERE](#) to leave a review!

All new products are 50% off for the first 48 hours. Click [HERE](#) to follow me on TPT for the latest updates!

# TERMS OF USE

## THANKS SO MUCH FOR YOUR PURCHASE!

2022 Erin Coley (Early Elementary Resources). All rights reserved by author. This product is to be used by the original purchaser only. Copying for more than one teacher or classroom, or for an entire department, school, or school system is prohibited. This product may not be distributed or displayed digitally for public view, uploaded to school or district websites, distributed via e-mail, or submitted to file sharing sites such as Amazon Inspire. Failure to comply is a copyright infringement and a violation of the Digital Millennium Copyright Act (DCMA). Intended for single use or personal use only. If you would like to obtain a multiple user license, please visit my TPT store. You may feature pictures of this activity on your blog or website, but please link back to my Teachers Pay Teachers store.

### YOU MAY

- Use this product for your own personal use and the students in your classroom.
- Share FREE resources with other teachers on your team or in your building.
- Share this product on a SECURED website (meaning a parent or a student login) to your students only.
- Reference this product at a conference, professional development workshop, or in blog posts if credit is given with either a reference to my store or linking back to the product.

### YOU MAY NOT


- Post this resource for sale or for free anywhere on the internet.
- Make copies of this item to share with anyone else (including your teaching team) without proper licensing. This is in violation of copyright law.
- Post this item on a public drive (such as your school's public drive).
- Claim this work as your own. You may not remove the copyright or alter this file in any way. You may not sell this product.



# ABOUT THIS PRODUCT

Do you struggle with finding engaging, meaningful activities to use with your students who are struggling with sight words?


This intervention kit will be a game changer! The activities are predictable, so students will feel successful. The content spirals week over week, giving students the chance to practice sight words from previous weeks. And the best part? As students progress throughout the program, the fluency passages will increase in difficulty. You will be **AMAZED** at your students' growth!



# ABOUT THIS PRODUCT

**I CAN READ THE**

*sight word*



© ERIN COLEY

Many districts require an “I Can” Statement displayed for your students throughout the classroom. You can use this poster to display the target sight word on a bulletin board or at your small group table. An editable template has also been included so that you can type directly onto the poster and print! 😊

# ABOUT THIS PRODUCT

Start off your lesson by introducing the focus sight word. Complete the “Read It, Trace It, Write It, Highlight It” Activity. Do you have students who need a more tactile learning experience? Use playdough or letter tiles to create the words.

© ERIN COLEY



I can read the sight word “see”!

Sight Word #5: see

Read It!

see

see

see

see

Trace It!

see

see

see

see

Write It!

\_\_\_\_\_  
\_\_\_\_\_  
\_\_\_\_\_

\_\_\_\_\_  
\_\_\_\_\_  
\_\_\_\_\_

\_\_\_\_\_  
\_\_\_\_\_  
\_\_\_\_\_

Highlight It!

see

the

see

I

see

# ABOUT THIS PRODUCT

© ERIN COLEY

Sight Word #5: see

## ROADRUNNER READ



see	can	we	see
we	see	see	can
I	we	the	see
we	see	we	the
a	see	we	see

Students will have fun practicing their sight word recognition and fluency for each sight word as quickly as possible! For the Roadrunner Speed Read, I recommend students highlight the focus sight word on the first day. Review the words previously learned and go over any that students may still be struggling with. On the following days, students use this activity as a warm-up when they sit down for intervention. Practice timing students and let them beat their own time! For an added bit of fun, let students use pointers as they read.


# ABOUT THIS PRODUCT

It is not enough for students to be able to recognize a sight word in isolation. They need to practice seeing the word in engaging texts. That is where sight word fluency passages come in. Please take a look at the next page to see my recommendations on implementing this activity, but please do what works best for your students!

© ERIN COLEY

Sight Word #5: see

## In the Fall



In the fall we see 🍇 .

In the fall we see 🌼 .

In the fall we see 🌻 .

In the fall we see 🐧 .

In the fall we see 🍂 .

We love fall!




# ABOUT THIS PRODUCT

© ERIN COLEY

Sight Word #8: to

## Animal Friends



I like to pet the .

I like to pet the .

I like to pet the .

I like to pet the .

I do not like to pet the .

On the first day, have students

- 1 highlight the focus sight word for that lesson in yellow.



Use a different color highlighter to highlight other known sight words or words that the student can decode independently.

- 2
- 3 Next, go back and review unknown words. Practice the text each day until students are fluent with each passage.

Note: Each week spirals over the last so students can review previously learned sight words. Additionally, you'll notice that the fluency passages become more difficult and have fewer picture clues as students progress throughout the program.

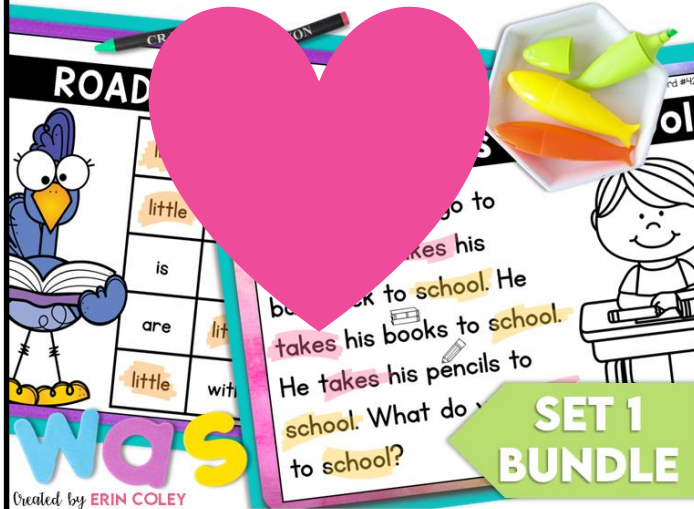
# ABOUT THIS PRODUCT

Color and blackline copies are included for you. The color option is perfect if you want to laminate or use page protectors and use over and over each year. Blackline is best if you are concerned about ink and will be using them in classroom centers or small group and want to send the materials home with the student.



# ABOUT THIS PRODUCT

## SIGHT WORD INTERVENTION



## SIGHT WORD INTERVENTION



I have included several different versions of this resource for your convenience. Included you will find a PDF version, a link for Google Slides, as well as individual PNGs. The PNGs are fantastic if you want to use them in programs like Seesaw and assign one at a time. I hope you enjoy this freebie! If you would like all 200 sight words PLUS bonus content like intervention lesson plan templates, CBM assessments, sight word flash cards, and games for small groups, be sure to check out the Sight Word Intervention MEGA BUNDLE. Click on the hearts to see what some of your options are! ENJOY!



# PRODUCTS YOU'LL LOVE

## LETTER RECOGNITION INTERVENTION

COLOR & BLACKLINE



## PHONEME SEGMENTATION INTERVENTION

COLOR & BLACKLINE



CLICK ON  
EACH  
PICTURE TO  
SEE MORE!

## LETTER SOUNDS INTERVENTION

COLOR & BLACKLINE




## PHONEMIC AWARENESS INTERVENTION

COLOR & BLACKLINE





275 WORD  
CARDS





# I CAN READ THE

sight word





# I can read the sight word "see"!

Read It!

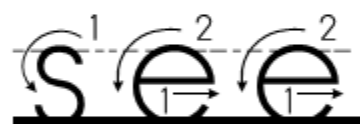
see

see

see

see

Trace It!



see

see

see

Write It!

_____
.....
_____

_____
.....
_____

_____
.....
_____

Highlight It!

see

the

see

I


see

# ROADRUNNER READ



see	can	we	see
we	see	see	can
I	we	the	see
we	see	we	the
a	see	we	see

# In the Fall



In the fall we see  .

In the fall we see  .

In the fall we see  .

In the fall we see  .

In the fall we see  .

We love fall!





# I can read the sight word "a"!

Read It!

a

a

a

a

a

Trace It!



a

a

a

a

Write It!

\_\_\_\_\_

.....

\_\_\_\_\_

\_\_\_\_\_

.....

\_\_\_\_\_

\_\_\_\_\_

.....

\_\_\_\_\_

Highlight It!

a

a

the

a

I

# ROADRUNNER READ



see	a	we	a
a	a	see	can
I	a	the	a
a	see	a	the
a	a	we	see

# Taking a Ride



I can ride in a  .

I can ride in a  .

I can ride in a  .

I can ride in a  .

I can ride in a  .



# I can read the sight word "like"!

Read It!

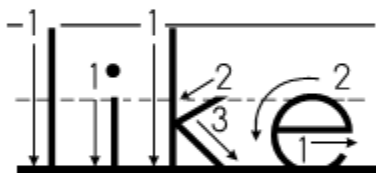
like

like

like

like

Trace It!



like

like

like

Write It!

\_\_\_\_\_

.....

\_\_\_\_\_

\_\_\_\_\_

.....

\_\_\_\_\_

\_\_\_\_\_

.....

\_\_\_\_\_

Highlight It!

like

he

like

look

like



# ROADRUNNER READ



like	a	we	like
a	like	like	can
I	like	the	like
a	see	like	the
like	a	we	like

# What We Like



We like to  .

We like to  .

We like to  .

We like to  .

We like to  .

We like to  .

# Credits

