

# THANK YOU!



ERIN COLEY

*let's connect*



## EARLY ELEMENTARY RESOURCES

Leaving reviews earns you cash credit on TPT. Additionally, reviews give me new ideas and help me make my products better. Click [HERE](#) to leave a review!

All new products are 50% off for the first 48 hours. Click [HERE](#) to follow me on TPT for the latest updates!

# TERMS OF USE

## THANKS SO MUCH FOR YOUR PURCHASE!

2022 Erin Coley (Early Elementary Resources). All rights reserved by author. This product is to be used by the original purchaser only. Copying for more than one teacher or classroom, or for an entire department, school, or school system is prohibited. This product may not be distributed or displayed digitally for public view, uploaded to school or district websites, distributed via e-mail, or submitted to file sharing sites such as Amazon Inspire. Failure to comply is a copyright infringement and a violation of the Digital Millennium Copyright Act (DCMA). Intended for single use or personal use only. If you would like to obtain a multiple user license, please visit my TPT store. You may feature pictures of this activity on your blog or website, but please link back to my Teachers Pay Teachers store.

### YOU MAY


- Use this product for your own personal use and the students in your classroom.
- Share FREE resources with other teachers on your team or in your building.
- Share this product on a SECURED website (meaning a parent or a student login) to your students only.
- Reference this product at a conference, professional development workshop, or in blog posts if credit is given with either a reference to my store or linking back to the product.

### YOU MAY NOT

- Post this resource for sale or for free anywhere on the internet.
- Make copies of this item to share with anyone else (including your teaching team) without proper licensing. This is in violation of copyright law.
- Post this item on a public drive (such as your school's public drive).
- Claim this work as your own. You may not remove the copyright or alter this file in any way. You may not sell this product.

# ABOUT THIS PRODUCT

**I CAN IDENTIFY AND WRITE  
AN UPPERCASE AND LOWERCASE LETTER**



Many districts require an “I Can” Statement displayed for your students throughout the classroom. You can use this poster to display the target letter on a bulletin board or at your small group table. 😊

\*The letter in the picture may not match the letter you purchased. Picture for example only.

# ABOUT THIS PRODUCT

Start off your lesson by introducing the focus letter using the letter mat. Find and circle the focus letter on the mat. You can also have students create the letter using play dough or find matching letter tiles to place on the mat!

Aa




acorn



aquarium



alligator



ant



apple

© ERIN COLEY

\*The letter in the picture may not match the letter you purchased. Picture for example only.

# ABOUT THIS PRODUCT

## FONT FIND

Aa



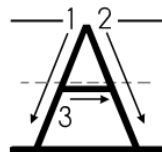
This font find activity is fantastic for your students to complete independently. Students will look at each letter and circle both the uppercase and lowercase letters that match the focus letter.

\*The letter in the picture may not match the letter you purchased. Picture for example only.

# ABOUT THIS PRODUCT

Have students practice writing both uppercase and lowercase with this handwriting worksheet. There is space for students to trace the letter and then practice writing it independently.

## Letter Aa




\*The letter in the picture may not match the letter you purchased. Picture for example only.




# ABOUT THIS PRODUCT

**ROADRUNNER READ**



LETTER A



A	c	A	a
C	a	b	A
v	a	d	A
n	a	A	s
A	z	a	a

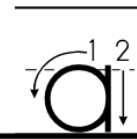
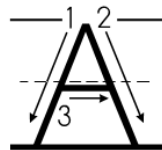
Students will have fun practicing their letter recognition and fluency for each letter as quickly as possible with the Roadrunner Speed Read! I have students highlight the focus letter on the first day. Then have students highlight all other letters they know with a different color. Finally, review any unknown letters. On the following days, students use this activity as a warm-up when they sit down for intervention. Practice timing students and let them beat their own time. For an added bit of fun, let students use pointers as they read.

\*The letter in the picture may not match the letter you purchased. Picture for example only.

# ABOUT THIS PRODUCT

Students will review identifying the focus letter with this review activity. First, students will trace and write the letter. Next, they will circle the words that begin with the focus letter. After that, they will find and circle the letter. Last, they will practice reading the letters in each box with a special focus on letter Aa.

Write the letter Aa.



Circle the words that begin with the letter Aa.



avocado



aquarium



bike



alligator



lemon

Circle the letter Aa.



Practice reading the letters below.

A	d	a	c	f	A	a	k
a	z	B	A	n	a	A	L
D	A	f	M	a	R	A	i
j	N	a	Y	f	C	A	e

© ERIN COLEY

\*The letter in the picture may not match the letter you purchased. Picture for example only.



# ABOUT THIS PRODUCT



## Letter Aa Identification Assessment

Student Name: \_\_\_\_\_ Date: \_\_\_\_\_ Student Score: \_\_\_\_\_

Can you write the letter Aa?

UPPERCASE

LOWERCASE

YES

NO

YES

NO

teacher comments



Circle the uppercase and lowercase letter Aa.

A C a B c A A b a A d e

Circle the words that begin with the letter Aa.




alligator



fire



art



urchin



acorn



llama



paint



aquarium



© ERIN COLEY


Use the Letter Aa Identification Assessment to evaluate each student's mastery of recognizing and identifying uppercase and lowercase letter Aa. This assessment can be used to collect data during your intervention block or simply to assess all of your students in your classroom for their report card or individual data folder.

\*The letter in the picture may not match the letter you purchased. Picture for example only.



# ABOUT THIS PRODUCT

Color and blackline copies are included for you. The color option is perfect if you want to laminate or use page protectors and use over and over each year. Blackline is best if you are concerned about ink and will be using them in classroom centers or small group and want to send the materials home with the student.

**I CAN IDENTIFY AND WRITE  
AN UPPERCASE AND LOWERCASE LETTER**



**I CAN IDENTIFY AND WRITE  
AN UPPERCASE AND LOWERCASE LETTER**



\*\*\*The letter in the picture may not match the letter you purchased. Picture for example only.

# Credits

