

LETTER RECOGNITION INTERVENTION

COLOR & BLACKLINE



THANK YOU!



ERIN COLEY

let's connect



EARLY ELEMENTARY RESOURCES

Leaving reviews earns you cash credit on TPT. Additionally, reviews give me new ideas and help me make my products better. Click [HERE](#) to leave a review!

All new products are 50% off for the first 48 hours. Click [HERE](#) to follow me on TPT for the latest updates!

TERMS OF USE

THANKS SO MUCH FOR YOUR PURCHASE!

2024 Erin Coley (Early Elementary Resources). All rights reserved by author. This product is to be used by the original purchaser only. Copying for more than one teacher or classroom, or for an entire department, school, or school system is prohibited. This product may not be distributed or displayed digitally for public view, uploaded to school or district websites, distributed via e-mail, or submitted to file sharing sites such as Amazon Inspire. Failure to comply is a copyright infringement and a violation of the Digital Millennium Copyright Act (DCMA). Intended for single use or personal use only. If you would like to obtain a multiple user license, please visit my TPT store. You may feature pictures of this activity on your blog or website, but please link back to my Teachers Pay Teachers store.

YOU MAY

- Use this product for your own personal use and the students in your classroom.
- Share FREE resources with other teachers on your team or in your building.
- Share this product on a SECURED website (meaning a parent or a student login) to your students only.
- Reference this product at a conference, professional development workshop, or in blog posts if credit is given with either a reference to my store or linking back to the product.

YOU MAY NOT

- Post this resource for sale or for free anywhere on the internet.
- Make copies of this item to share with anyone else (including your teaching team) without proper licensing. This is in violation of copyright law.
- Post this item on a public drive (such as your school's public drive).
- Claim this work as your own. You may not remove the copyright or alter this file in any way. You may not sell this product.

PRODUCTS YOU'LL LOVE


SIGHT WORD INTERVENTION

Created by ERIN COLEY

1,200 PAGES

Pete Goes

Pete loves to go to school. He takes his backpack to school. He takes his books to school. He takes his pencils to school. What do you take to school?



LETTER RECOGNITION INTERVENTION

COLOR & BLACKLINE



PHONEME SEGMENTATION INTERVENTION

COLOR & BLACKLINE


k b a



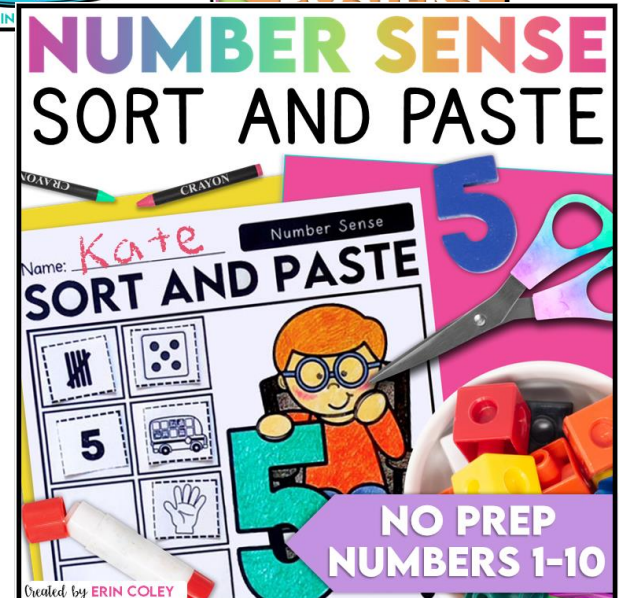
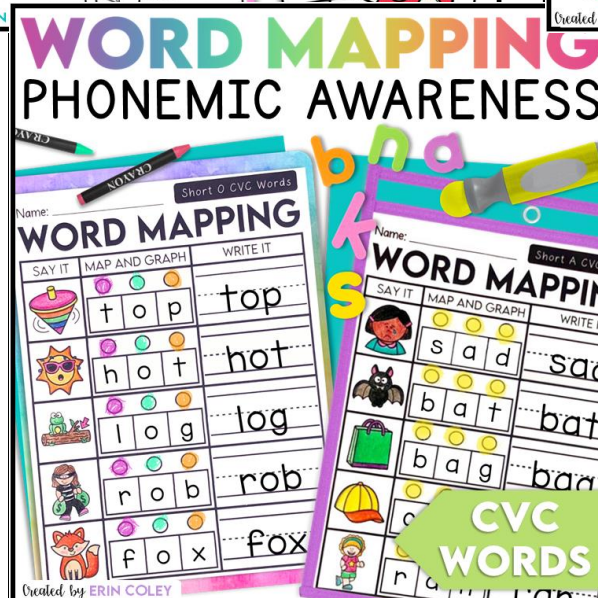
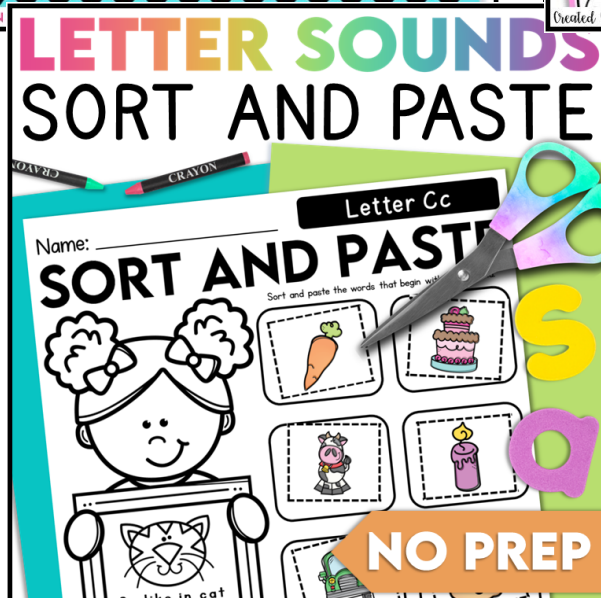
CLICK ON
EACH
PICTURE TO
SEE MORE!

PHONEMIC AWARENESS INTERVENTION

COLOR & BLACKLINE




FREEBIES!



ABOUT THIS PRODUCT

Do you struggle with finding engaging, meaningful activities to use with your students who are struggling with letter sound recognition? This intervention kit will be a game changer! The activities are predictable, so students will feel successful. You will be **AMAZED** at your students' growth! Read through the next few slides to see ways you can use this resource. Click on the heart on the right if you would like to check out the **BUNDLE**!





Created by ERIN COLEY

ABOUT THIS PRODUCT

© Erin Coley

I CAN MAKE THE SOUND OF THE LETTER

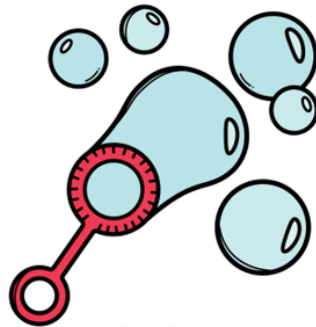


Many districts require an “I Can” Statement displayed for your students throughout the classroom. You can use this poster to display the target letter on a bulletin board or at your small group table. 😊


Please note that the letter shown above may not be the letter you purchased and is being used as an example only.

ABOUT THIS PRODUCT

Start out your lesson by introducing the focus letter using these letter sound cards. Say the name of the words out loud, enunciating the sound. Write the letter in the blank. Students may cut the cards out and keep them in a plastic bag to refer to throughout the week or to take home.



_ubbles



_anana



_icycle



_oat



_all




_ird

ABOUT THIS PRODUCT

© Erin Coley

MY WORD LIST

LETTER B



banana

Generate a word list with your students of words that begin with the letter sound. Draw a picture in the small box and write the word in the longer box.

ABOUT THIS PRODUCT

Generate sentences with your students that contain words with the letter sound. This should be done with support during an intervention small group or could be assigned to more advanced students to work on independently or with partners during literacy centers.

© Erin Coley

WRITING SENTENCES


















Please note that the letter shown above may not be the letter you purchased and is being used as an example only.

ABOUT THIS PRODUCT

© Erin Coley

LISTEN UP! LETTER B

Circle the pictures that begin with the letter **Bb** sound.

Students will say the name of each picture out loud and circle or color in the pictures that begin with the letter sound. A blackline version is included as well. 😊


ABOUT THIS PRODUCT

The “Can You Hear It?” activity is perfect for a quick formative assessment in a small group setting. Students will review recognizing the letter sound at the beginning of words. The teacher will say a word out loud, and students will touch the “check mark” if it does begin with the letter sound and the “X” if it does not. Blackline copies are available for all activities as well. If you would like a generic “Can You Hear It?” mat, it comes as a bonus when you purchase the bundle!

© Erin Coley

CAN YOU HEAR IT? LETTER B

Listen to the word your teacher says.
Does it begin with the Letter **Bb** sound?



© Erin Coley

CAN YOU HEAR IT?

Letter **Bb** Teacher Word List

butterfly	cat	basket	box	bird
dog	boy	zipper	yes	bicycle
purse	bread	big	girl	bread
bus	bowl	noise	family	on

Please note that the letter shown above may not be the letter you purchased and is being used as an example only.

ABOUT THIS PRODUCT

© Erin Coley

REVIEW TIME! LETTER B



Trace the letter Bb.

Bb Bb Bb Bb



Circle the pictures that begin with the letter Bb.



Practice your letter sounds.

B n b u B b p C a B l

This review activity is a great way for one last review before students are assessed on the focus letter.

ABOUT THIS PRODUCT

Use this Letter Sound Assessment to evaluate each student's mastery of recognizing and producing the letter sound. This assessment can be used to collect data during your intervention block or simply to assess all students in your classroom for their report card or individual data folder.



Letter Bb Sound Assessment

Student Name: _____ Date: _____ Student Score: _____







Can you write the letter that makes the /b/ sound?	
UPPERCASE	LOWER CASE
YES NO	YES NO

Can you name 3 words that begin with the /b/ sound?
① _____
② _____
③ _____

teacher comments



Can you name the sounds that these letters make?	
B b a B c b A b a A d e	

Circle the words that begin with the /b/ sound.		
		
		

Do you hear the /b/ sound at the beginning of each word?	
①	ball
②	whale
③	butterfly
④	bag
⑤	grapes
⑥	boy
⑦	apple



© Erin Coley










Please note that the letter shown above may not be the letter you purchased and is being used as an example only.

ABOUT THIS PRODUCT

© Erin Coley

LISTEN UP! LETTER C
















Circle the pictures that begin with the letter Cc sound.

© Erin Coley

LISTEN UP! LETTER C

Circle the pictures that begin with the letter Cc sound.

I have included color and blackline copies for you, based on what your needs are. The color option is perfect if you want to use in page protectors or decide to send students in a digital format. Blackline is best if you are concerned about ink and will be using them in classroom centers or small group.

ABOUT THIS PRODUCT

I have included several different versions of this resource for your convenience. Included you will find a PDF version, a link for Google Slides, as well as individual PNGs. The PNGs are fantastic if you want to use them in programs like Seesaw and assign one at a time. Enjoy!



Please note that the letter shown above may not be the letter you purchased and is being used as an example only.

ABOUT THIS PRODUCT



I have included several different versions of this resource for your convenience. Included you will find a PDF version, a link for Google Slides, as well as individual PNGs. The PNGs are fantastic if you want to use them in programs like Seesaw and assign one at a time. I hope you enjoy this freebie! If you would like all the letters of the alphabet PLUS bonus content like intervention lesson plan templates, CBM assessment, letter flash cards, letter sound book, and games for small groups, be sure to check out the Letter Recognition Intervention MEGA BUNDLE. Click on the heart to find out more. ENJOY!

Credits

