

READING RESPONSE

me: Annie Kate

Good readers think about the elements in a story.



My Book: Little Red Riding Hood

Characters



Setting



Solution



Name: Jace

Good readers get to know the characters in a story.

My Book: Goldilocks and the Three Bears

Goldilocks



Draw and label characters from your story.

PRINTABLES

Created by ERIN COLEY

THANK YOU!

THANKS SO MUCH FOR YOUR PURCHASE!



let's connect



EARLY ELEMENTARY RESOURCES

Leaving reviews earns you cash credit on TPT. Additionally, reviews give me new ideas and help me make my products better. Click **HERE** to leave a review!

All new products are 50% off for the first 48 hours. Click **HERE** to follow me on TPT for the latest updates!

TERMS OF USE

THANKS SO MUCH FOR YOUR PURCHASE!

2024 Erin Coley (Early Elementary Resources). All rights reserved by author. This product is to be used by the original purchaser only. Copying for more than one teacher or classroom, or for an entire department, school, or school system is prohibited. This product may not be distributed or displayed digitally for public view, uploaded to school or district websites, distributed via e-mail, or submitted to file sharing sites such as Amazon Inspire. Failure to comply is a copyright infringement and a violation of the Digital Millennium Copyright Act (DCMA). Intended for single use or personal use only. If you would like to obtain a multiple user license, please visit my TPT store. You may feature pictures of this activity on your blog or website, but please link back to my Teachers Pay Teachers store.

YOU MAY

- Use this product for your own personal use and the students in your classroom.
- Share FREE resources with other teachers on your team or in your building.
- Share this product on a SECURED website (meaning a parent or student login) to your students only.
- Reference this product at a conference, professional development workshop, or in blog posts as long as credit is given with either a reference to my store or linking back to the product.

YOU MAY NOT

- Post this resource for sale or for free anywhere on the internet.
- Make copies of this item to share with anyone else (including your teaching team) without proper licensing. This is in violation of copyright law.
- Post this item on a public drive (such as your school's public drive).
- Claim this work as your own. You may not remove the copyright or alter this file in any way. You may not sell this product.

PRODUCTS YOU'LL LOVE

ALPHABET SEQUENCING

AND LETTER MATCH

Two sample worksheets are shown. The first is titled 'ABC LETTER MATCH' and has a grid with uppercase letters and lowercase letters to be matched. The second is titled 'MISSING LETTERS' and has a grid with missing letters to be filled in. A purple arrow points to the text 'NO PREP PRINTABLES'.

Created by ERIN COLEY

LETTER SOUNDS INTERVENTION

COLOR & BLACKLINE

A sample worksheet titled 'MY WORD LIST' for the letter 'F'. It features a drawing of a flamingo and a list of words: flower, frog, and fish. A hand is shown writing on the worksheet. A purple arrow points to the text 'ALPHABET BUNDLE'.

Created by ERIN COLEY

PHONEMIC AWARENESS INTERVENTION

COLOR & BLACKLINE

A sample worksheet titled 'BEGINNING SOUND' with a grid containing the letters 'm' and 'f'. Below the grid are several word cards with illustrations and missing beginning sounds: 'rainbow' (ainb), 'cow' (_ow), 'snail' (snai _), 'top' (t_p), and 'fire' (_ire). A purple arrow points to the text '275 WORD CARDS'.

Created by ERIN COLEY


MYSTERY SENTENCES

YEAR LONG BUNDLE

A sample worksheet titled 'MYSTERY SENTENCES' with a magnifying glass over a sentence: 'I like to go to lunch.' The words are broken down into their beginning sounds: i, l, i, k, e, t, o, g, o, t, o, l, u, n, c, h. A purple arrow points to the text '120 SENTENCES'.

Created by ERIN COLEY

Name: _____




Good readers get to know the characters in a story.

My Book: _____

A large, empty rectangular box with a thick black border, intended for drawing a character from a story. In the top-left corner, there are three small dots arranged in a triangular pattern, serving as a starting point for drawing.

Draw and label a character from your story.



Create a list of 4 words to describe your character.

A large, empty rounded rectangular box with a thick black border, intended for writing one of the four descriptive words.A large, empty rounded rectangular box with a thick black border, intended for writing one of the four descriptive words.A large, empty rounded rectangular box with a thick black border, intended for writing one of the four descriptive words.A large, empty rounded rectangular box with a thick black border, intended for writing one of the four descriptive words.

Name: _____



Good readers think about the elements in a story.

My Book: _____



Characters



Setting



Problem



Solution

Name: _____



**Good readers learn
lessons from the
stories they read.**

My Book: _____

A large, empty rounded rectangular box with a thick black border, intended for writing the title of the book.

**What lesson does the author
want to teach you?**

Two sets of handwriting lines. Each set consists of a solid top line, a dashed middle line, and a solid bottom line, providing space for the student to write their answer.

Name: _____





**Good readers learn
lessons from the
stories they read.**


My Book: _____

**What lesson does the author
want to teach you?**

CREDITS



<http://www.teacherspayteachers.com/Store/Zip-a-dee-doo-dah-Designs>



Created by W. Abby Mullins © 2016

