




# SIGHT WORD


## BINGO FOR SMALL GROUPS





### Sight Word BINGO

they	do	come	are	
can		little	she	school
this	help		want	see
	me	with	said	I



# SET 1

Created by **ERIN COLEY**

move go where of

# THANK YOU!



*let's connect*



## EARLY ELEMENTARY RESOURCES

Leaving reviews earns you cash credit on TPT. Additionally, reviews give me new ideas and help me make my products better. Click [HERE](#) to leave a review!

All new products are 50% off for the first 48 hours. Click [HERE](#) to follow me on TPT for the latest updates!

# TERMS OF USE

## THANKS SO MUCH FOR YOUR PURCHASE!

2024 Erin Coley (Early Elementary Resources). All rights reserved by author. This product is to be used by the original purchaser only. Copying for more than one teacher or classroom, or for an entire department, school, or school system is prohibited. This product may not be distributed or displayed digitally for public view, uploaded to school or district websites, distributed via e-mail, or submitted to file sharing sites such as Amazon Inspire. Failure to comply is a copyright infringement and a violation of the Digital Millennium Copyright Act (DCMA). Intended for single use or personal use only. If you would like to obtain a multiple user license, please visit my TPT store. You may feature pictures of this activity on your blog or website, but please link back to my Teachers Pay Teachers store.

### YOU MAY

- Use this product for your own personal use and the students in your classroom.
- Share FREE resources with other teachers on your team or in your building.
- Share this product on a SECURED website (meaning a parent or a student login) to your students only.
- Reference this product at a conference, professional development workshop, or in blog posts if credit is given with either a reference to my store or linking back to the product.

### YOU MAY NOT

- Post this resource for sale or for free anywhere on the internet.
- Make copies of this item to share with anyone else (including your teaching team) without proper licensing. This is in violation of copyright law.
- Post this item on a public drive (such as your school's public drive).
- Claim this work as your own. You may not remove the copyright or alter this file in any way. You may not sell this product.

# INSTRUCTIONS

**THANK YOU SO MUCH FOR YOUR PURCHASE!**

## **1 PRINT AND LAMINATE**

Print off all materials. You can choose the color or black and white version, depending on which better suits your needs. I highly recommend laminating so that you can use this game over and over, year after year.

## **2 CUT**


Cut out the sight word card and counters. If you have counters in your classroom, feel free to use those! If not, I have provided counters you can print out and use with your game.

## **3 PLAY**

This game is meant to use in a small group setting. If you have more than six students in a small group, you can use a card more than once (although they may tie for the win!). Pull a card, read it out loud, and have students find put a counter over the corresponding word, if it is on their card. You may wish to use the word in a sentence for them, as the word "to" and "too" are both included in this set. You can play five in a row, or you can have students fill up their entire card! Your choice!


# ENJOY!

Card 1




# Sight Word **BINGO**

they	do	come	are	play
can	too	little	she	school
this	help	<b>FREE</b>	want	see
you	me	with	said	I
a	move	go	where	of




# Sight Word **BINGO**

the	move	play	and	down
who	they	was	for	out
my	does	<b>FREE</b>	pull	too
she	are	what	we	I
to	come	a	with	up



# Sight Word **BINGO**

here	see	little	want	school
me	we	can	look	I
have	pull	<b>FREE</b>	jump	said
he	of	help	are	very
too	does	out	like	up



# Sight Word **BINGO**

good

my

who

to

be

like

does

do

what

me

not

have

**FREE**

go

is

little

and

down

they

look

play


move

with

school


said

Card 5



# Sight Word **BINGO**

for	not	where	have	be
want	the	was	here	very
you	is	<b>FREE</b>	to	she
who	he	we	help	good
and	jump	this	come	like



# Sight Word **BINGO**


see	I	he	good	me
my	is	for	go	a
not	was	<b>FREE</b>	this	here
of	can	what	do	jump
you	down	look	the	too

Sight Words Set I



I

Sight Words Set I




can

Sight Words Set I




the

Sight Words Set I



we

Sight Words Set I



see

Sight Words Set I




a

Sight Words Set I



like

Sight Words Set I




to

Sight Words Set I




and

Sight Words Set I



go

Sight Words Set I



you

Sight Words Set I




do

Sight Words Set I




my

Sight Words Set I




are

Sight Words Set I




he

Sight Words Set I




with

Sight Words Set I



is

Sight Words Set I




little

Sight Words Set I




was

Sight Words Set I



she

Sight Words Set I



for

Sight Words Set I




have

Sight Words Set I



of

Sight Words Set I




they

Sight Words Set I



said

Sight Words Set I




want

Sight Words Set I



here

Sight Words Set I



me

Sight Words Set I



this

Sight Words Set I



what

Sight Words Set I



help

Sight Words Set I



too

Sight Words Set I



has

Sight Words Set I




play

Sight Words Set I



look

Sight Words Set I



where

Sight Words Set I



good

Sight Words Set I



who

Sight Words Set I



come

Sight Words Set I



does

Sight Words Set I



not

Sight Words Set I



school

Sight Words Set I



down

Sight Words Set I




out

Sight Words Set I




very

Sight Words Set I




up

Sight Words Set I




be

Sight Words Set I




pull



jump



move



# CREDITS

