

# STORY POSTERS

# ELEMENTS

## CHARACTERS

The characters are the people, animals, or creatures in the story.



Goldilocks is a very curious and adventurous girl. She wants to explore the bears' house.

She is brave because she goes into the house, though she doesn't know who lives there.

She is impulsive and makes quick decisions about the porridge.

## SETTING

The setting is where and when the story takes place.



Bella is reading outside on a hot, sunny day.

She can hear a bee buzzing in her ear.

She can smell the flowers in the air.

# THANK YOU!

THANKS SO MUCH FOR YOUR PURCHASE!



let's connect



## EARLY ELEMENTARY RESOURCES

Leaving reviews earns you cash credit on TPT. Additionally, reviews give me new ideas and help me make my products better. Click [HERE](#) to leave a review!

All new products are 50% off for the first 48 hours. Click [HERE](#) to follow me on TPT for the latest updates!

# TERMS OF USE

## THANKS SO MUCH FOR YOUR PURCHASE!

2024 Erin Coley (Early Elementary Resources). All rights reserved by author. This product is to be used by the original purchaser only. Copying for more than one teacher or classroom, or for an entire department, school, or school system is prohibited. This product may not be distributed or displayed digitally for public view, uploaded to school or district websites, distributed via e-mail, or submitted to file sharing sites such as Amazon Inspire. Failure to comply is a copyright infringement and a violation of the Digital Millennium Copyright Act (DCMA). Intended for single use or personal use only. If you would like to obtain a multiple user license, please visit my TPT store. You may feature pictures of this activity on your blog or website, but please link back to my Teachers Pay Teachers store.

### YOU MAY

- Use this product for your own personal use and the students in your classroom.
- Share FREE resources with other teachers on your team or in your building.
- Share this product on a SECURED website (meaning a parent or student login) to your students only.
- Reference this product at a conference, professional development workshop, or in blog posts as long as credit is given with either a reference to my store or linking back to the product.

### YOU MAY NOT

- Post this resource for sale or for free anywhere on the internet.
- Make copies of this item to share with anyone else (including your teaching team) without proper licensing. This is in violation of copyright law.
- Post this item on a public drive (such as your school's public drive).
- Claim this work as your own. You may not remove the copyright or alter this file in any way. You may not sell this product.



# PRODUCTS YOU'LL LOVE

## LETTER RECOGNITION INTERVENTION

COLOR & BLACKLINE



ALPHABET BUNDLE

Created by ERIN COLEY

This bundle features a worksheet with various items and their corresponding letters. The items include a cow (C), cookies (C), a carrot (C), a cactus (C), and a cake (C). The letters are shown in both uppercase and lowercase. A hand is pointing to the cactus. There are also colorful markers and other letters like 'b', 'n', 'k', 'c', 's', 'a' scattered around.

## LETTER SOUNDS INTERVENTION

COLOR & BLACKLINE



ALPHABET BUNDLE

Created by ERIN COLEY

This bundle features a worksheet titled "MY WORD LIST" for the letter "F". The words listed are "flower", "frog", and "fish". A hand is writing the word "flamingo" on the worksheet. There is also a drawing of a flamingo. The bundle includes colorful markers and other letters like 's', 'a', 'b', 'l'.

## PHONEME SEGMENTATION INTERVENTION

COLOR & BLACKLINE



BLENDING BUNDLE

Created by ERIN COLEY

This bundle features a worksheet with a shark and the word "fin" segmented into "f", "i", and "n". There is also a card with a girl on a couch and the word "nap" segmented into "n", "a", and "p". The bundle includes colorful markers and other letters like 'k', 'b', 'a'.

## PHONEMIC AWARENESS INTERVENTION

COLOR & BLACKLINE



275 WORD CARDS

Created by ERIN COLEY

This bundle features a worksheet titled "BEGINNING SOUND" with a grid. The letters 'm' and 'f' are shown in the grid. There are also word cards with illustrations and missing letters: a rainbow (rainbow), a cow (cow), a snail (snail), a fire (fire), and a top (top). The bundle includes colorful markers and other letters like 'a', 'i', 'n', 'b', 'o', 'w', 's', 'n', 'a', 'i', 't', 'p'.

# COLOR SCHEMES

**BRIGHTS**


**GROOVY**

**BUBBLEGUM  
POP**

**BLACKLINE**


# CHARACTERS

The characters are the people, animals, or creatures in the story.



# SETTING

The setting is where and when a story takes place.





# PLOT

The plot is the events that happen in the story.

Beginning




problem  
first

Middle



events  
then

End



solution  
last



# PROBLEM

The problem is a conflict or challenge that occurs in the story.




# SOLUTION

The solution is how the problem in the story is solved.




# THEME

The theme is the big idea or lesson in a story.



# CHARACTERS


The characters are the people, animals, or creatures in the story.





# SETTING

The setting is where and when a story takes place.



# PLOT

The plot is the events that happen in the story.

Beginning




problem  
first

Middle



events  
then

End



solution  
last

# PROBLEM

The problem is a conflict or challenge that occurs in the story.



# SOLUTION


The solution is how the problem in the story is solved.






# THEME

The theme is the big idea or lesson in a story.




# CHARACTERS

The characters are the people, animals, or creatures in the story.



# SETTING

The setting is where and when a story takes place.



# PLOT

The plot is the events that happen in the story.

Beginning




problem  
first

Middle



events  
then

End



solution  
last



# PROBLEM

The problem is a conflict or challenge that occurs in the story.




# SOLUTION

The solution is how the problem in the story is solved.




# THEME

The theme is the big idea or lesson in a story.




# CHARACTERS

The characters are the people, animals, or creatures in the story.



# SETTING

The setting is where and when a story takes place.





# PLOT

The plot is the events that happen in the story.

Beginning




problem  
first

Middle



events  
then


End



solution  
last

# PROBLEM

The problem is a conflict or challenge that occurs in the story.




# SOLUTION

The solution is how the problem in the story is solved.



# THEME

The theme is the big idea or lesson in a story.





# CREDITS

