

WRITE THE ROOM













BACK TO SCHOOL

COLOR & BLACKLINE

Name: _____

WRITE THE ROOM

SCHOOL SUPPLIES

| | | | |
|---|-------|---|-------|
|  | _____ |  | _____ |
|  | _____ |  | _____ |
|  | _____ |  | _____ |
|  | _____ |  | _____ |
|  | _____ |  | _____ |
|  | _____ |  | _____ |



THANK YOU!

THANKS SO MUCH FOR YOUR PURCHASE!



let's connect



EARLY ELEMENTARY RESOURCES

Leaving reviews earns you cash credit on TPT. Additionally, reviews give me new ideas and help me make my products better. Click [HERE](#) to leave a review!

All new products are 50% off for the first 48 hours. Click [HERE](#) to follow me on TPT for the latest updates!

TERMS OF USE

THANKS SO MUCH FOR YOUR PURCHASE!

2023 Erin Coley (Early Elementary Resources). All rights reserved by author. This product is to be used by the original purchaser only. Copying for more than one teacher or classroom, or for an entire department, school, or school system is prohibited. This product may not be distributed or displayed digitally for public view, uploaded to school or district websites, distributed via e-mail, or submitted to file sharing sites such as Amazon Inspire. Failure to comply is a copyright infringement and a violation of the Digital Millennium Copyright Act (DCMA). Intended for single use or personal use only. If you would like to obtain a multiple user license, please visit my TPT store. You may feature pictures of this activity on your blog or website, but please link back to my Teachers Pay Teachers store.

YOU MAY

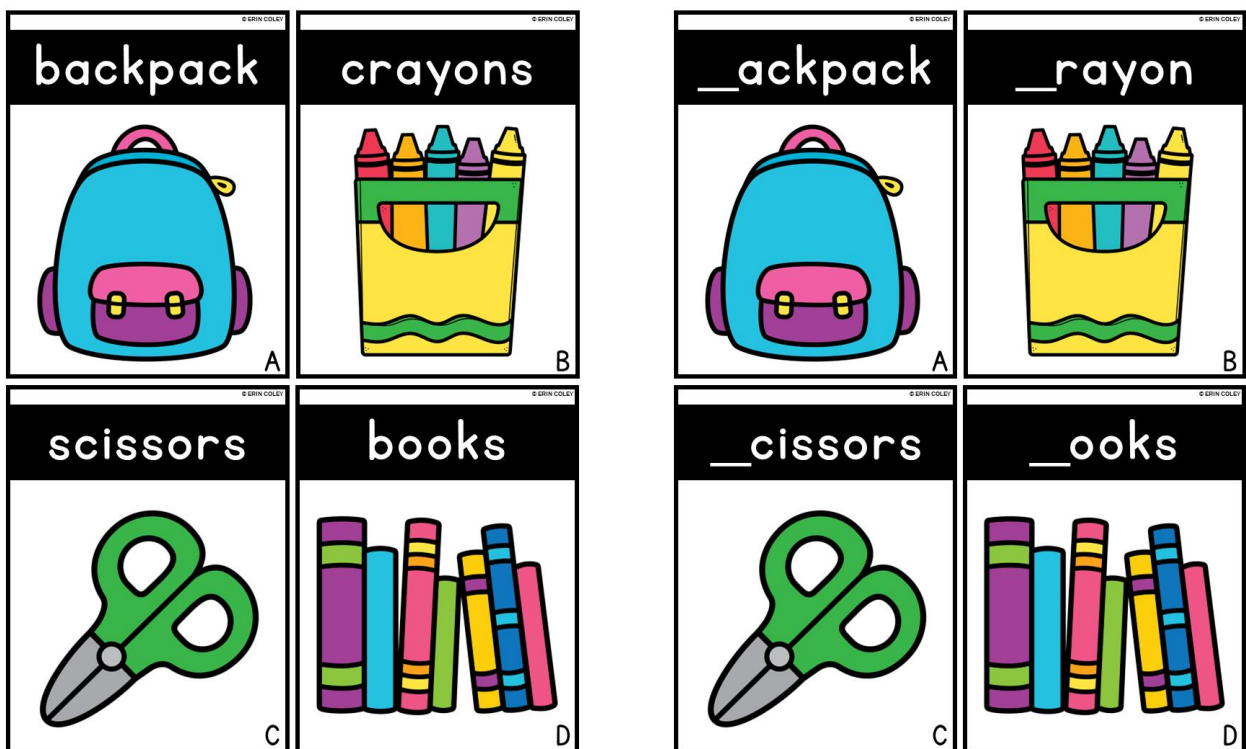
- Use this product for your own personal use and the students in your classroom.
- Share FREE resources with other teachers on your team or in your building.
- Share this product on a SECURED website (meaning a parent or student login) to your students only.
- Reference this product at a conference, professional development workshop, or in blog posts as long as credit is given with either a reference to my store or linking back to the product.

YOU MAY NOT

- Post this resource for sale or for free anywhere on the internet.
- Make copies of this item to share with anyone else (including your teaching team) without proper licensing. This is in violation of copyright law.
- Post this item on a public drive (such as your school's public drive).
- Claim this work as your own. You may not remove the copyright or alter this file in any way. You may not sell this product.

ABOUT THIS PRODUCT

Hello! I hope that your students enjoy these engaging write the room activities. Two sets of cards are included with this product. One set features the vocabulary words written out, while the second has the beginning sound missing to provide more of a challenge. Choose which set of cards you want to use based on the needs of your students. You may also choose color or blackline based on your printing needs. I recommend laminating the cards so they can be used year after year. Cut out the cards and then place them around the classroom.



ABOUT THIS PRODUCT

There are three different activities included with this packet.

The first is a simple Write the Room, where students will place their response sheet on a clipboard and walk around the room in search of the pictures. There are three different recording sheets to choose from, so that you can easily differentiate to meet each student's needs. I have included a student directions card as well. 😊

Name: _____

WRITE THE ROOM

SCHOOL SUPPLIES

| | |
|--|--|
| | |
| | |
| | |
| | |
| | |
| | |

Name: _____

WRITE THE ROOM

SCHOOL SUPPLIES

| | | | |
|--|-------|--|-------|
| | _____ | | _____ |
| | _____ | | _____ |
| | _____ | | _____ |
| | _____ | | _____ |
| | _____ | | _____ |
| | _____ | | _____ |

Name: _____

WRITE THE ROOM

A SPRING DAY

| | |
|--|-------|
| | _____ |
| | _____ |
| | _____ |
| | _____ |
| | _____ |
| | _____ |
| | _____ |

WRITE THE ROOM

STUDENT DIRECTIONS

- + +
-
-

ABOUT THIS PRODUCT


The second activity may be for students who need a bit of a challenge. Students will go around the room looking for the words and place them in alphabetical order. I typically have them complete this activity on the the second day, after they have already completed their Write the Room and are familiar with where the cards are located around the room. I would instruct students to go around the room and search for words that start with letter A, write them on their recording sheet, then try to find words that start with B, etc. - making their way through the alphabet. I have included a student directions card as well. 😊

| | |
|--|-------|
| Name: _____ | |
| WRITE THE ROOM SCHOOL SUPPLIES ABC ORDER | |
| 1 | _____ |
| 2 | _____ |
| 3 | _____ |
| 4 | _____ |
| 5 | _____ |
| 6 | _____ |


| | |
|--|----|
| Name: _____ | |
| WRITE THE ROOM SCHOOL SUPPLIES ABC ORDER | |
| 1 | 7 |
| 2 | 8 |
| 3 | 9 |
| 4 | 10 |
| 5 | 11 |
| 6 | 12 |

ABC ORDER


STUDENT DIRECTIONS



- 1



- 2



- 3

ABOUT THIS PRODUCT

The third activity in this resource is a syllable count. Students will find the card that matches each letter (the letter is in the bottom right corner of each card). Students will clap out the number of syllables in each word and fill in the same number of bubbles. If a word is MORE than three syllables, they are to fill in three bubbles, as it is for words that are three OR MORE syllables. I have included a student directions card as well. 😊



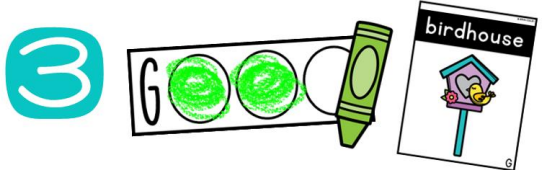
Name: _____

WRITE THE ROOM
SCHOOL SUPPLIES SYLLABLES

| | |
|-----------|-----------|
| A ○ ○ ○ ○ | G ○ ○ ○ ○ |
| B ○ ○ ○ ○ | H ○ ○ ○ ○ |
| C ○ ○ ○ ○ | I ○ ○ ○ ○ |
| D ○ ○ ○ ○ | J ○ ○ ○ ○ |
| E ○ ○ ○ ○ | K ○ ○ ○ ○ |
| F ○ ○ ○ ○ | L ○ ○ ○ ○ |

SYLLABLE COUNT

STUDENT DIRECTIONS

- 1
- 2
- 3

ABOUT THIS PRODUCT

An answer key is included to make grading a breeze! Enjoy! 😊 Please note that the images on the student directions card most likely do not match this exact theme. I have 60 different Write the Room themes in my shop, and the student directions cards are meant to be printed once and used with any theme to save time and ink!

| ANSWER KEYS | |
|--------------------------------|----------------|
| SCHOOL SUPPLIES WRITE THE ROOM | |
| backpack | ruler |
| glue | eraser |
| scissors | paper |
| pouch | pencil |
| highlighter | crayons |
| folder | books |
| SCHOOL SUPPLIES ABC ORDER | |
| 1. backpack | 7. highlighter |
| 2. books | 8. paper |
| 3. crayons | 9. pencil |
| 4. eraser | 10. pouch |
| 5. folder | 11. ruler |
| 6. glue | 12. scissors |
| SCHOOL SUPPLIES SYLLABLES | |
| A. ● ● | G. ● ● |
| B. ● ● | H. ● ● |
| C. ● ● | I. ● |
| D. ● | J. ● ● |
| E. ● ● ● | K. ● ● ● |
| F. ● | L. ● ● |

ABOUT THIS PRODUCT

If you love this set, be sure to check out the Write the Room Year Long Bundle which includes 60 different themed activities to use this school year!

WRITE THE ROOM
ALL YEAR LONG

DIFFERENTIATED
60 THEMES

Name: *Rylie*

WRITE *the* **ROOM**
BEACH DAY

seagull *pail* *bag*

MEGA BUNDLE

Created by ERIN COLEY

PRODUCTS YOU'LL LOVE

WRITING CENTER YEAR LONG BUNDLE

COLOR & BLACKLINE

WRITING center



50 THEMES

Created by ERIN COLEY

SILLY SENTENCES WRITING STATION

SILLY SENTENCES

Match the cards to the boxes below to create your own silly sentence.

| | | |
|--------------------------------|-----------------------------------|--|
| The flamingo who | went skydiving what | during a blizzard. where |
|--------------------------------|-----------------------------------|--|



| | | |
|--------------------|------------------|------------------|
| A smelly skunk | saw an alien | on the farm. |
|--------------------|------------------|------------------|

DIFFERENTIATED
COLOR & BLACKLINE

MY SILLY SENTENCES

| | |
|---|-------|
| 1 | _____ |
| 2 | _____ |
| 3 | _____ |
| 4 | _____ |
| 5 | _____ |

MYSTERY SENTENCES YEAR LONG BUNDLE

120 SENTENCES

Created by ERIN COLEY

SIGHT WORD INTERVENTION


Created by ERIN COLEY
1,200 PAGES

Pete Goes to school. He takes his backpack to school. He takes his books to school. He takes his pencils to school. What do you take to school?

Read It! have have have


MEGA BUNDLE

backpack



A

crayons



B

scissors




C

books




D

eraser




E

pouch




F

ruler




G

folder




H

glue




I

paper




J

highlighter




K

pencil




L

__ackpack



A

__rayon



B

__cissors




C

__ooks




D

_raser




E

_ouch




F

_uler




G

_older




H

__lue




I

__aper




J

__ighlighter




K

__encil




L

backpack




A

crayons




B

scissors



C

books




D

eraser



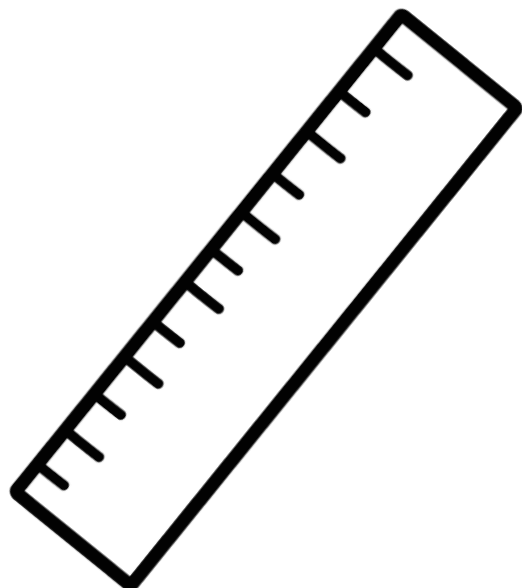
E

pouch




F

ruler



G

folder




H

glue



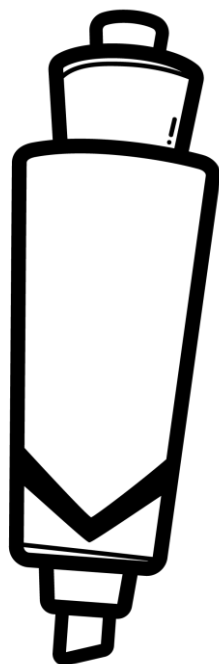
I

paper



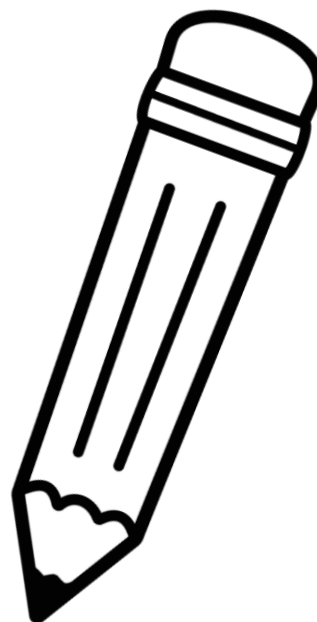
J

highlighter




K

pencil




L

__ackpack




A

__rayon




B

__cissors



C

__ooks




D

__raser



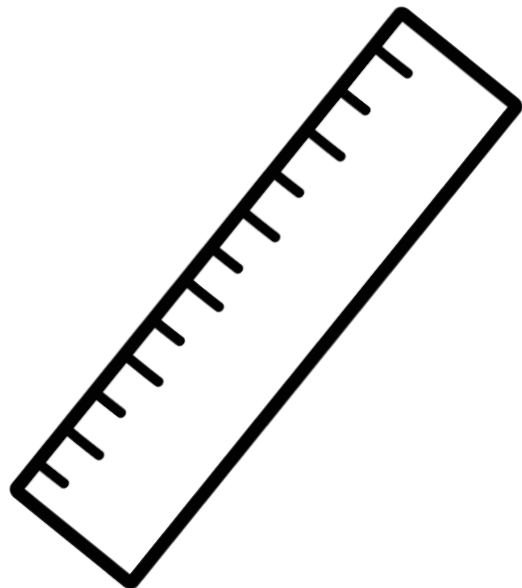
E

__ouch




F

__uler



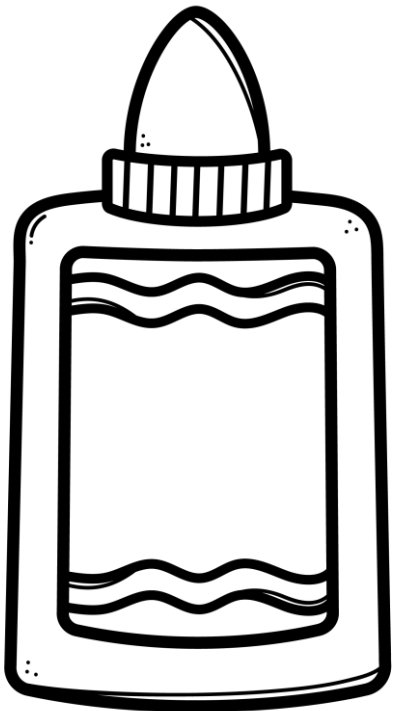
G

__older




H

__lue



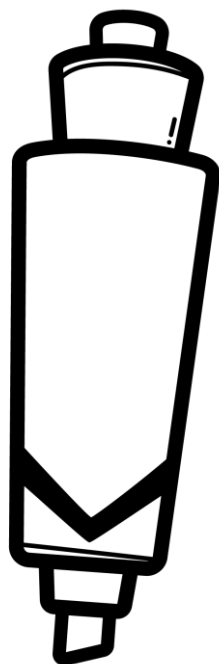
I

__aper



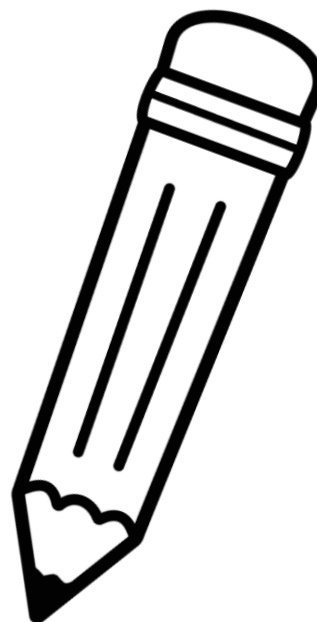
J

__ighlighter



K

__encil



L

ANSWER KEYS

SCHOOL SUPPLIES WRITE THE ROOM

| | |
|-------------|---------|
| backpack | ruler |
| glue | eraser |
| scissors | paper |
| pouch | pencil |
| highlighter | crayons |
| folder | books |

SCHOOL SUPPLIES ABC ORDER

| | |
|-------------|----------------|
| 1. backpack | 7. highlighter |
| 2. books | 8. paper |
| 3. crayons | 9. pencil |
| 4. eraser | 10. pouch |
| 5. folder | 11. ruler |
| 6. glue | 12. scissors |

SCHOOL SUPPLIES SYLLABLES


| | |
|----------|----------|
| A. ● ● | G. ● ● |
| B. ● ● | H. ● ● |
| C. ● ● | I. ● |
| D. ● | J. ● ● |
| E. ● ● ● | K. ● ● ● |
| F. ● | L. ● ● |

WRITE THE ROOM




STUDENT DIRECTIONS

1



2



3




WRITE THE ROOM



STUDENT DIRECTIONS

1



Name: _____


WRITE THE ROOM

A SPRING DAY

| | |
|--|--|
| | |
| | |
| | |
| | |
| | |
| | |



2



3




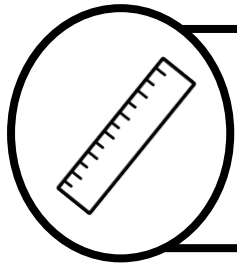
Name: _____



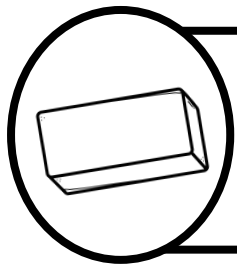
WRITE THE ROOM

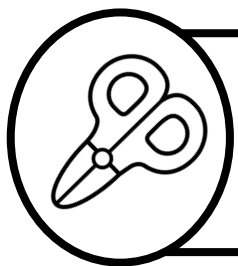
SCHOOL SUPPLIES

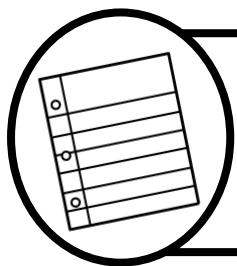








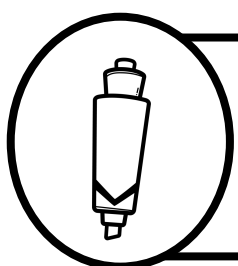






















Name: _____

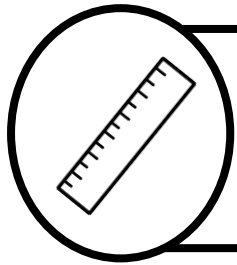


WRITE THE ROOM

SCHOOL SUPPLIES



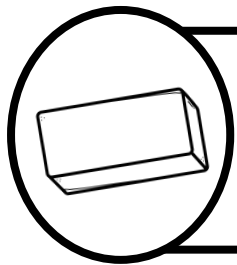
backpack



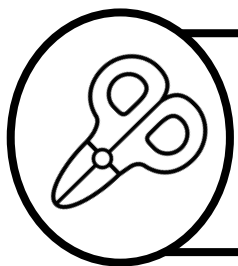
ruler



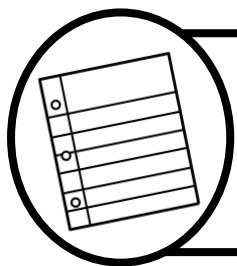
glue




eraser




scissors



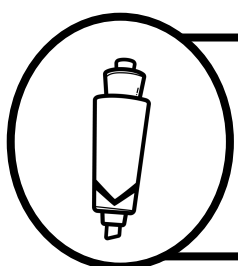
paper




pouch




pencil




highlighter



crayons



folder




books

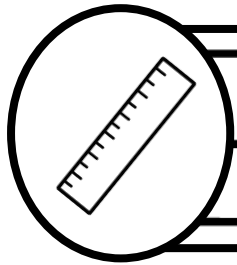
Name: _____




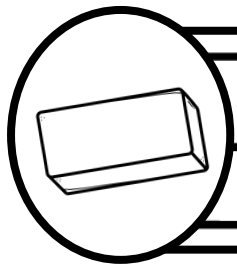
WRITE THE ROOM

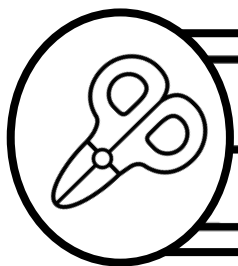
SCHOOL SUPPLIES

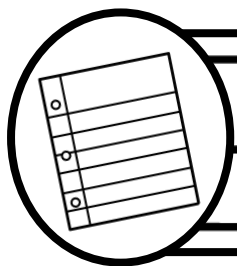








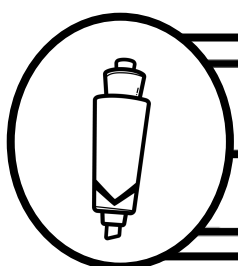






















ABC ORDER



STUDENT DIRECTIONS

1




Name: _____

WRITE THE ROOM
A SPRING DAY ABC ORDER

| | |
|---|----|
| 1 | 7 |
| 2 | 8 |
| 3 | 9 |
| 4 | 10 |
| 5 | 11 |
| 6 | 12 |



2



3




ABC ORDER



STUDENT DIRECTIONS

1




Name: _____

WRITE THE ROOM
A SPRING DAY ABC ORDER


| | |
|---|----|
| 1 | 7 |
| 2 | 8 |
| 3 | 9 |
| 4 | 10 |
| 5 | 11 |
| 6 | 12 |



2



3



Name: _____



WRITE THE ROOM

SCHOOL SUPPLIES ABC ORDER

1 _____

7 _____

2 _____

8 _____

3 _____

9 _____

4 _____

10 _____

5 _____

11 _____

6 _____

12 _____

Name: _____



WRITE THE ROOM

SCHOOL SUPPLIES ABC ORDER

1

7

2

8

3

9

4

10

5

11

6


12

SYLLABLE COUNT



STUDENT DIRECTIONS

1




Name: _____

WRITE THE ROOM
A SPRING DAY SYLLABLES


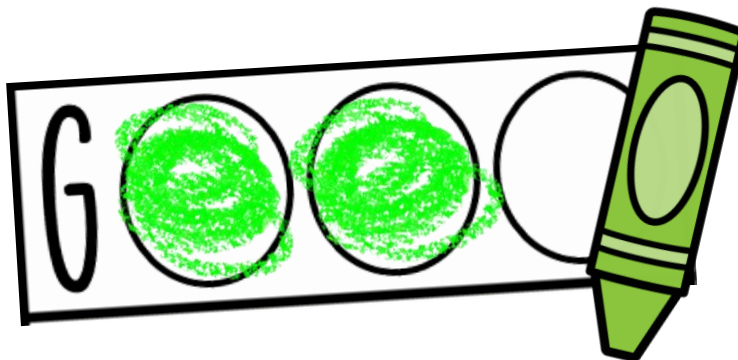
| | |
|-------|-------|
| A ○○○ | G ○○○ |
| B ○○○ | H ○○○ |
| C ○○○ | I ○○○ |
| D ○○○ | J ○○○ |
| E ○○○ | K ○○○ |
| F ○○○ | L ○○○ |



2



3




SYLLABLE COUNT



STUDENT DIRECTIONS


1





Name: _____

WRITE THE ROOM
A SPRING DAY SYLLABLES

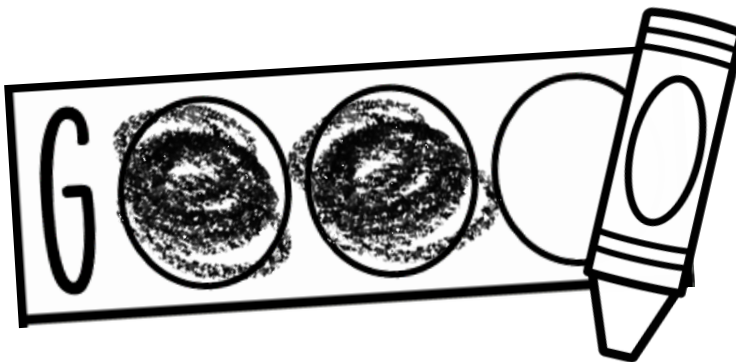
| | | | |
|---|-----|---|-----|
| A | ○○○ | G | ○○○ |
| B | ○○○ | H | ○○○ |
| C | ○○○ | I | ○○○ |
| D | ○○○ | J | ○○○ |
| E | ○○○ | K | ○○○ |
| F | ○○○ | L | ○○○ |



2



3



Name: _____



WRITE THE ROOM

SCHOOL SUPPLIES SYLLABLES

A ○ ○ ○

G ○ ○ ○

B ○ ○ ○

H ○ ○ ○

C ○ ○ ○

I ○ ○ ○

D ○ ○ ○

J ○ ○ ○





E ○ ○ ○

K ○ ○ ○

F ○ ○ ○

L ○ ○ ○

CREDITS



<http://www.teacherspayteachers.com/Store/Zip-a-dee-doo-dah-Designs>



Created by W. Abby Mullins © 2016

