

THANK YOU!



let's connect



EARLY ELEMENTARY RESOURCES

Leaving reviews earns you cash credit on TPT. Additionally, reviews give me new ideas and help me make my products better. Click [HERE](#) to leave a review!

All new products are 50% off for the first 48 hours. Click [HERE](#) to follow me on TPT for the latest updates!

TERMS OF USE

THANKS SO MUCH FOR YOUR PURCHASE!

2024 Erin Coley (Early Elementary Resources). All rights reserved by author. This product is to be used by the original purchaser only. Copying for more than one teacher or classroom, or for an entire department, school, or school system is prohibited. This product may not be distributed or displayed digitally for public view, uploaded to school or district websites, distributed via e-mail, or submitted to file sharing sites such as Amazon Inspire. Failure to comply is a copyright infringement and a violation of the Digital Millennium Copyright Act (DCMA). Intended for single use or personal use only. If you would like to obtain a multiple user license, please visit my TPT store. You may feature pictures of this activity on your blog or website, but please link back to my Teachers Pay Teachers store.

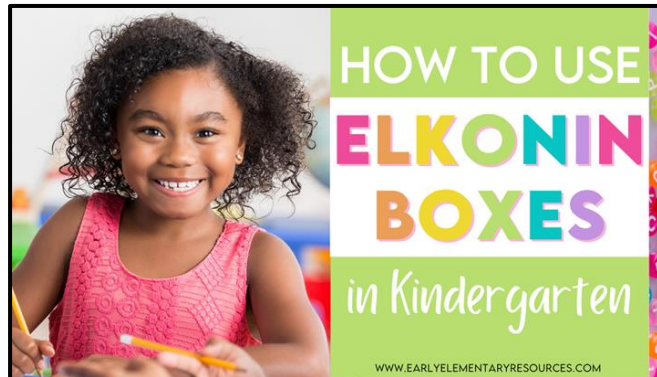
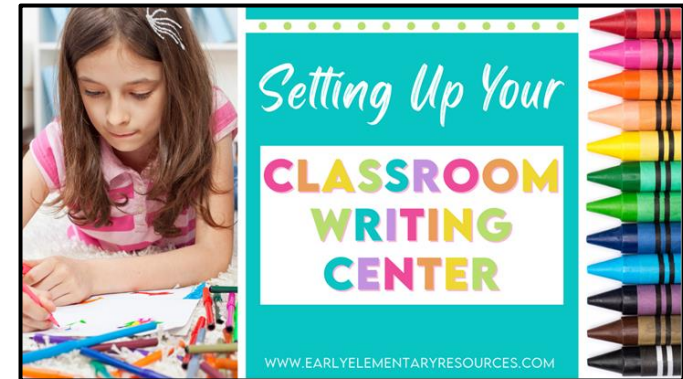
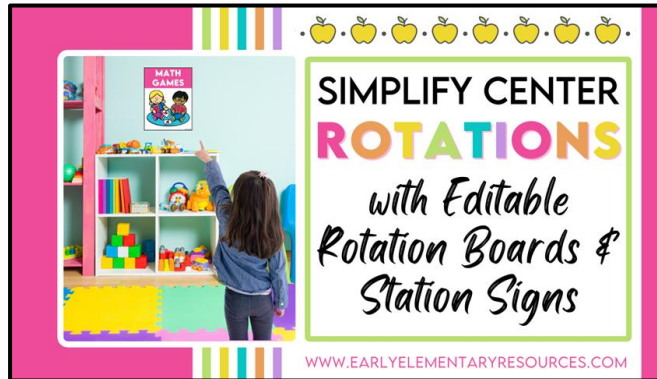
YOU MAY

- Use this product for your own personal use and the students in your classroom.
- Share FREE resources with other teachers on your team or in your building.
- Share this product on a SECURED website (meaning a parent or a student login) to your students only.
- Reference this product at a conference, professional development workshop, or in blog posts if credit is given with either a reference to my store or linking back to the product.

YOU MAY NOT

- Post this resource for sale or for free anywhere on the internet.
- Make copies of this item to share with anyone else (including your teaching team) without proper licensing. This is in violation of copyright law.
- Post this item on a public drive (such as your school's public drive).
- Claim this work as your own. You may not remove the copyright or alter this file in any way. You may not sell this product.

FREE RESOURCES



ON THE BLOG

**CHOOSE YOUR GRADE
LEVEL FOR FREE ACTIVITIES
TO YOUR INBOX!**



**Kindergarten
Freebies**



**First Grade
Freebies**

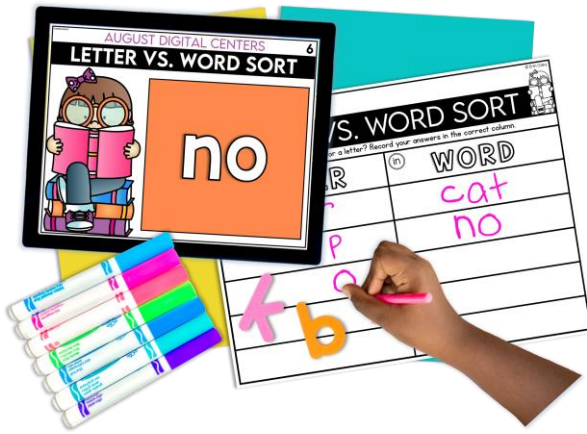


CLICK BELOW TO LEARN MORE
ABOUT OUR ALL-ACCESS
MEMBERSHIP. 😊



IDEAS FOR USE

1



Use this as a literacy center. Assign the Google Slides to students on their own device and let answer the questions on the recording sheet.

2



Use as a literacy center, but pull the PowerPoint or Google Slides up on the SmartBoard and have students record their answers on their recording sheet.

3

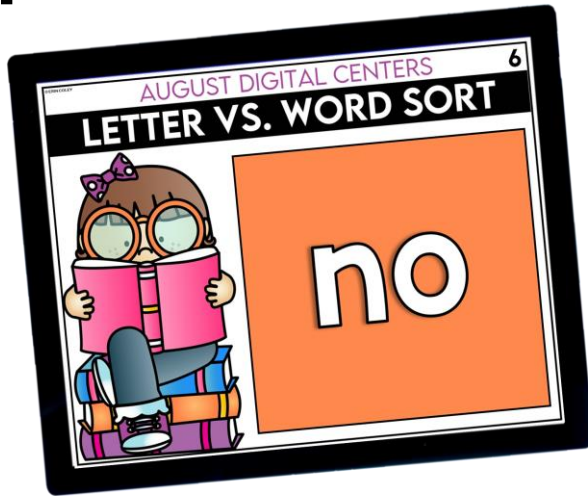


Use as a formative assessment. Display the slides on your SmartBoard. Have students sit at their desk. Go through the slides and have students record their answers on the answer sheet.

Please note that the images above are for example purposes only and this exact activity may not be included in your purchase.

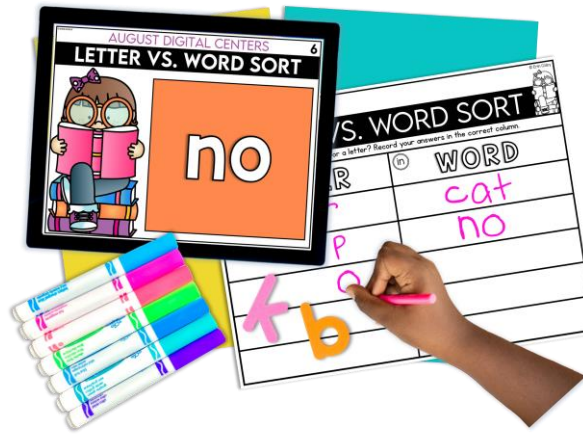
INSTRUCTIONS

1



Open the slides on your device. Both PowerPoint and Google Slide are included.

2



The recording sheet is in a separate PDF. Print it out. Go through the slides on your device and record your answers on the recording sheet.



3

Name: _____	
COLORING SIGHT WORDS	
ANSWER KEY	
see	like
is	in
my	a
can	me
I	and

An answer key is included in the same PDF as your recording sheet. You can use this to easily check students' work.

Please note that the images above are for example purposes only and this exact activity may not be included in your purchase.

CREDITS



<http://www.teacherspayteachers.com/Store/Zip-a-dee-doo-dah-Designs>

